

HCK
HOW COOL IS THAT?!

California. Melbourne. Cambridge.
Dublin. Guangzhou

Mob: +1(916)800-4969

Email: info@hck-cool.com

Web: www.hck-cool.com/en

Copyright HCK Version January 2023

Models may be subject to modification without prior notice.
We reserve the right to make, at anytime,
changes deemed necessary to improve production.

HCK HOW COOL IS THAT?!



HCK
HOW COOL IS THAT?!

NORDIC
FINLAND
50+
YRS



BEVERAGE



WINES



OUTDOOR



COMMERCIAL



Contents

1 HCK Introduction	_____	002 - 015
2 Beverage Fridges	_____	016 - 041
2.1 Classic Series	_____	018 - 027
2.2 HCK Iconic Series	_____	028 - 031
2.3 Global Co-Branding	_____	032 - 037
2.4 Cosmetics Fridge	_____	038 - 041
3 Refrigerators	_____	042 - 065
3.1 HCK Iconic Refrigerators	_____	044 - 061
3.2 Wabi Sabi Refrigerators	_____	062 - 065
4 Wine Fridges	_____	066 - 101
4.1 HCK Iconic Wine Fridges	_____	068 - 073
4.2 Wabi Sabi Wine Fridges	_____	074 - 079
4.3 Free Standing	_____	080 - 085
4.4 Undercounter Built-in	_____	086 - 095
4.5 Upright Wine Cellar	_____	096 - 099
4.6 Customized Wine Cellar	_____	100 - 101
5 Outdoor	_____	102 - 121
5.1 Under Bench Built-in	_____	104 - 111
5.2 Drawer fridge & Freezer	_____	112 - 115
5.3 Kegerator	_____	116 - 119
5.4 Camping Fridge/Freezer	_____	120 - 121
6 Commercial Refrigeration	_____	122 - 151
6.1 Beverage Glass Door	_____	122 - 127
6.2 Backbar Bottle Chillers	_____	128 - 129
6.3 Intelligent Vending Fridge	_____	130 - 133
6.4 Smart Upright Fridge	_____	134 - 137
6.5 Upright Displays	_____	138 - 141
6.6 4-side glass display	_____	142 - 143
6.7 Cassette Displays	_____	144 - 145
6.8 Upright Freezers	_____	146 - 147
6.9 Food Service Refrigerators	_____	148 - 149
6.10 Vaccine Medical Refrigerator	_____	150 - 151



HCK Founder Geoff Thomasson

A handwritten signature in black ink, appearing to read 'Geoff', written over a white background.

HCK - Husky Cool King

HCK started in Finland in 1971, by Geoff Thomasson, designing and manufacturing refrigerators for the drink corporates, named after his husky dog, Husky Cool King (HCK).

From the start HCK has been more than a refrigerator, bringing original ideas to achieve various refrigeration scenarios for the drinks. Besides cooling, it makes the products appealing to the eye and perfect in the scene, implementing technology beyond refrigeration.

We are proud to work with the world s' greatest brands like Coca-Cola, MOET, Heineken etc.

HCK also brings these cool ideas to domestic scenarios. So that people can also enjoy cool drinks for different life styles.

Our retro design, intelligent energy saving technology, remote control system etc., have always been leading in the industry.

HCK, HOW COOL IS THAT?!



Devotion to Beauty



Axel Schneider
German Designer



Fernando Zeni
Top Product Designer



Nick Thomas
Senior Industry Designer



Biff Kwong
Hong Kong Designer




Zuzana Rose
Creative Designer



Sean Wotherspoon
Louis Vuitton Designer

Devotion to Refrigeration



Magnus Claesson
Sweden Engineer



Philip Kelly
Refrigeration Specialist



Les Corbett
ECA Committee Officer



Tom Brosnan
Commercial Refrigeration Specialist



Greg Eggleston
UL Committee Officer



John Leal
Business Development VP

We are a Team



Partnership through Time and Space
Sylvia Liu, Left 9, Join Geoff Thomasson's, Right 3, Team since Graduated from Beijing University of Aeronautics and Astronautics.

Proud to Work with the World's Greatest Brands



HCK x ARTIST



HCK x Sean Wotherspoon

Sean Wotherspoon Louis Vuitton

Li Na, World Champion of Tennis
Sneaker Con Shanghai 2021



HCK invited 4 young artists to design a fashion statement for the youth segment in the market

Global Honor



Award "Environment Friendly Supplier"
Honor From Greenpeace of The United Nations in 2009



2017 Winners
"Global Beer Fridge"



Win "Marketing Awards Best of Show" Canada 2014

Global Honor



Marketing Magazine Cover
"STRATEGY" 2015



Awarded A.Busc Budweiser
Star of the Year



Gold Award for Good
Contemporary Design 2022



The industry's first cyberpunk
style ice bar 2022



Wine Magazine Cover "WINE ENTHUSIAST" 2015

Global Approvals



SAA, SAFETY CERTIFICATE FOR AUSTRALIA ETL, SAFETY CERTIFICATE FOR U.S.A KC, SAFETY CERTIFICATE FOR KOREA CB, INTERNATIONAL SAFETY CERTIFICATE



PSE, SAFETY CERTIFICATE FOR JAPAN CE, EUROPEAN SAFETY CERTIFICATE BSCI, BUSINESS SOCIAL COMPLIANCE INITIATIVE SMETA, SEDEX MEMBERS ETHICAL TRADE AUDIT ISO 9001



QCPP, COMPLIANT DISPENSARY REFRIGERATORS FOR AUSTRALIA LFGB, FOOD SAFETY CERTIFICATE FOR GERMANY NSF, FOOD SAFETY CERTIFICATE FOR U.S.A ROHS, RESTRICTION OF HAZARDOUS SUBSTANCES FOR EUROPE



EN71-3, EUROPEAN ENVIRONMENTAL STANDARDS TO KIDS' SUPPLIES REACH, EUROPEAN ENVIRONMENTAL STANDARDS TO HUMAN SUPPLIES PAHS, EUROPEAN DIRECTIVE ON THE SAFETY OF RESTRICTED CARCINOGENS REACH 211 SUBSTANCES

Global Intellectual Property




Global Patent


Internationally Approved Labs



ECA, Enhanced Capital Allowance Scheme, UK
DOE, Department of Energy, USA
CNAS, China National Accreditation Service for Conformity Assessment



The Cool Lifestyle



The pursuit of cool is a way of life. It is that feeling that gives you a boost of enthusiasm and excitement, and enables you to achieve more. It's a positive state of mind and spirit that resonates throughout your day impacting the results of everything you do and the people around you. That's why at HCK we live and work with passion, to bring the coolest products to be part of your home and daily life.

We believe that the kitchen is the heart of the home, and the refrigerator is the centerpiece of the kitchen. That's why we've created a line of refrigerators that are not only stylish and fun, but also functional and reliable. Our refrigerators are available in a variety of colors and styles, so you can find the perfect one to match your kitchen's décor. Whether you're looking for a vintage-inspired fridge or something more modern, we have a fridge that will suit your needs.

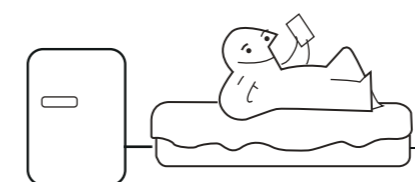
Thanks for choosing us as your go-to source for The Cool Lifestyle!



Trend 1, Cool Family.



Trend 2, Fun at Work .



Trend 3, Enjoy yourself.



Trend 4, Life Companion.



ABB stacking robot



Automatic hardware production line



Large commercial units production line

Large commercial units production line











Create COOL Cabinets for World Wide Drink Brands







Milestones of HCK Beverage Fridge

<ul style="list-style-type: none"> · Prototype Refrigerator · Set Up Company and Manufacture in Finland, Europe 	<p>1971</p> 	<p>1997</p>  <ul style="list-style-type: none"> · Set Up Global Marketing Center and Manufacturing Center in China · HCK x Coca Cola, Household Fridges in Europe
<ul style="list-style-type: none"> · 1st UV Printing Beverage Fridge in Europe 	<p>2004</p> 	<p>2006</p>  <ul style="list-style-type: none"> · 1st Outdoor Fridge in Australia
<ul style="list-style-type: none"> · Full Range of Sub-Zero Beer Fridges and Design Exclusive for Corona Beer 	<p>2009</p> 	<p>2012</p>  <ul style="list-style-type: none"> · HCK x Heineken TLCD Fridge in UK & Ireland · TLCD Fridges Mass Production
<ul style="list-style-type: none"> · Full Range of 2017 DOE Compliant Commercial Refrigerators 	<p>2017</p> 	<p>2019</p>  <ul style="list-style-type: none"> · ECA Lab Approved, the only One in the Industry · Full Range of Refrigerators Upgraded to New ERP (EU), MEPS (AU), DOE (USA)
<ul style="list-style-type: none"> · 1st Beverage Fridge with Intelligent Decision Data Support in the Industry 	<p>2022</p> 	<p>2022</p>  <ul style="list-style-type: none"> · 1st Beverage Fridge with Cyberpunk Laser Design
<ul style="list-style-type: none"> · 1st Rounded Door Beverage Fridge with Freezer Box 	<p>2022</p> 	

Beverage Fridge - Product Features

 Retro Design	 Patented Shelf	 Patented Design	 Level 1 Energy Saving	 Non-Metallic Ion Nano Sterilization
 Belgian Eco-Friendly Ink	 Anti-Vibration	 30w Door Open Test	 Stable Humidity Maintain	 Triple Glazed Door Optional
 180° Door Open	 Odourless	 One Piece Metal Cabinet	 Stable Temperature Control	 Low dB Operation

			
Fridge Freezer	One Piece Metal Cabinet	Widely Temperature Control	Triple Glazed Door Option

			
LED Interior Light	Engraved Light Up Logo	High Efficient Compressor	Glass Shelf Option

Beverage Fridge - Free Standing

Patents

- Off-Line Anti-Radiation Glass Coating
- Cold Air Distribution System
- Smart Energy Saving System
- Self-Closing Hinge Design
- Anti-Vibration Tech
- Humidity Control Tech
- Anti-Bacteria NT Material
- 180 Degree Door Opening
- Glass Hang Shelf Design
- Flexible Wine Shelf
- One-Piece Metal Shaping Process
- Can Dispensing System

MODEL	SC-23A	SC-35A	SC-46	BC-46D
Description	23L Free-standing Beverage Fridge	35L Free-standing Beverage Fridge	48L Free-standing Beverage Fridge	34L Free-standing Beverage Fridge with Freezer Box
CAPACITY				
Net Litres / CU.FT	23L / 0.8CU.FT	32L / 1.1CU.FT	48L / 1.7CU.FT	34L / 1.3CU.FT
12 oz Can	24 Cans	50 Cans	60 Cans	38 Cans
PERFORMANCE				
Temp.Range	0 to 10°C / 32 to 50°F	0 to 10°C / 32 to 50°F	0 to 10°C / 32 to 50°F	0 to 10°C / 32 to 50°F
Freezer Box	-	-	-	-18 to -5°C / -0.4 to 23°F
Energy Consumption	0.21Kw-h / 24h	0.75Kw-h / 24h	0.211Kw-h / 24h	0.34Kw-h / 24h
ENERGY RATING				
ERP(EU)	E	C	E	E
MEPS(OZ)	Standard: 1 star; 4 star optional	-	Standard: 1 star; 4 star optional	-
DOE(US)	DOE	DOE	DOE	DOE
FEATURES				
Climate Type	N-T	N-T	T	T
Refrigerant	R600a	R600a	R600a	R600a
Door	Glass Door	Glass Door	Glass Door	Solid Door
Lock	Option	Option	Option	No
Handle	Option	Option	Option	No
Temp. Control	Mechanical	Mechanical	Mechanical	Mechanical
Light	Option	Option	Option	Yes
Shelf	1 Black Wire	1 Black Wire	1 Black Wire	No
DIMENSIONS				
H x W x D	500 H x 350 W x 440 D mm 19.7" H x 13.8" W x 17.3" D	635 H x 430 W x 382 D mm 25" H x 16.9" W x 15" D	510 H x 430 W x 475 D mm 20.1" H x 16.9" W x 18.7" D	510 H x 430 W x 475 D mm 20.1" H x 16.9" W x 18.7" D
Nett Weight	15Kgs / 33Lbs	18Kgs / 39.6Lbs	16.8Kgs / 37Lbs	16.8Kgs / 35.3Lbs
Container Quantity 40' HQ	580	393	573	573
APPROVAL	ETL CETL CE CB DOE2017 ROHS SAA MEPS GS REACH SVHC POP WEEE PAHS FSC CCC			



SC-98ZZ

Beverage Fridge - Free Standing

Patents

- ☑ Off-Line Anti-Radiation Glass Coating
- ☑ Cold Air Distribution System
- ☑ Smart Energy Saving System
- ☑ Self-Closing Hinge Design
- ☑ Anti-Vibration Tech
- ☑ Humidity Control Tech
- ☑ Anti-Bacteria NT Material
- ☑ 180 Degree Door Opening
- ☑ Glass Hang Shelf Design
- ☑ Flexible Wine Shelf
- ☑ One-Piece Metal Shaping Process
- ☑ Can Dispensing System



MODEL	SC-70	SC-98B	SC-130B
Description	70L Free-standing Beverage Fridge	98L Free-standing Beverage Fridge	115L Free-standing Beverage Fridge
CAPACITY			
Net Litres / CU.FT	70L / 2.4CU.FT	98L / 3.5CU.FT	115L / 4.1CU.FT
12 oz Can	80 Cans	105 Cans	162 Cans
PERFORMANCE			
Temp.Range	0 to 10°C / 32 to 50°F	0 to 10°C / 32 to 50°F	0 to 10°C / 32 to 52°F
Energy Consumption	0.216Kw-h / 24h	0.219Kw-h / 24h	0.222Kw-h / 24h
ENERGY RATING			
ERP(EU)	E	E	E
MEPS(OZ)	Standard:1 star;	Standard:1 star;	Standard:1 star;
DOE(US)	DOE	DOE	DOE
FEATURES			
Climate Type	N	N	N
Refrigerant	R600a	R600a	R600a
Door	Glass Door	Glass Door	Glass Door
Lock	Option	Option	Option
Handle	Option	Option	Option
Temp. Contro	Mechanical	Mechanical	Mechanical
Light Shelf	Option 3 Black Wire	Yes 4 Black Wire	Yes 4 Black Wire,1 Bottom Bracket
DIMENSIONS			
H x W x D	690 H x 430 W x 475 D mm 27.2" H x 16.9" W x 18.7" D	840 H x 470 W x 472 D mm 33.1" H x 18.5" W x 18.6" D	845 H x 540 W x 548 D mm 33.3" H x 21.3" W x 21.6" D
Nett Weight	26Kgs / 57.3Lbs	27Kgs / 59.5Lbs	31Kgs / 68.3Lbs
Container Quantity 40'HQ	345	276	238
APPROVAL	ETL CETL CE CB DOE2017 ROHS SAA MEPS GS REACH SVHC POP WEEE PAHS FSC CCC		

HCK

HOW COOL IS THAT?!

BC-46E-ZZ



Beverage Fridge - Sub-Zero

Patents

- ☉ Off-Line Anti-Radiation Glass Coating
- ☉ Cold Air Distribution System
- ☉ Smart Energy Saving System
- ☉ Self-Closing Hinge Design
- ☉ Anti-Vibration Tech
- ☉ Humidity Control Tech
- ☉ Anti-Bacteria NT Material
- ☉ 180 Degree Door Opening
- ☉ Glass Hang Shelf Design
- ☉ Flexible Wine Shelf
- ☉ One-Piece Metal Shaping Process
- ☉ Can Dispensing System



MODEL	BC-46E-ZZ	EX-108B	SC-130ZZ
Description	38L Free-standing Sub-zero Beverage Fridge	100L Free-standing Sub-zero Beverage Fridge	119L Free-standing Sub-zero Beverage Fridge
CAPACITY			
Net Litres / CU.FT	38L / 1.3CU.FT	100L / 3.5CU.FT	119L / 4.2CU.FT
12 oz Can	45 Cans	120 Cans	162 Cans
PERFORMANCE			
Temp.Range	-5 to 22°C / 23 to 72°F	-5 to 22°C / 23 to 72°F	-5 to 22°C / 23 to 72°F
Energy Consumption	-	-	-
ENERGY RATING			
ERP(EU)	E	E	E
MEPS(OZ)	-	-	-
DOE(US)	DOE	DOE	DOE
FEATURES			
Climate Type	T	T	N
Refrigerant	R600a	R600a	R600a
Door	Solid Door	Glass Door	Glass Door
Lock	No	No	Option
Handle	No	No	Option
Temp. Contro	Touch Panel on Door	Touch Panel on Door	Touch Panel
Light	No	Yes	Yes
Shelf	1 Black Wire	3 Black Wire	4 Black Wire
DIMENSIONS			
H x W x D	515 H x 430 W x 495 D mm 20.3" H x 16.9" W x 19.5" D	850 H x 560 W x 526 D mm 33.4" H x 22" W x 20.7" D	853 H x 540 W x 568 D mm 33.5" H x 21.2" W x 22.3" D
Nett Weight	16Kgs / 35.3Lbs	40Kgs / 88.2Lbs	37Kgs / 81.6Lbs
Container Quantity 40'HQ	560	227	220
APPROVAL	ETL CETL CE CB DOE2017 ROHS SAA MEPS GS REACH SVHC POP WEEE PAHS FSC CCC		



SC-98B

Options (Subject to Model)

- ERP E / 4 Star Rating / E-Star
- Sub-Zero -3°C / 27°F
- Commercial Specifications Up to Coke Conditions
- Fan-Assisted Fast Pull-Down Time for Fast Moving Lines Such as Chocolate Snacks and Soft Drinks

Features (Subject to Model)

- ERP F / 3 Star Rating
- True Compressor-Driven Refrigerators
- Adjustable Thermostat
- Wire Shelf / Shelves
- Compact, Quiet and Energy Efficient: Perfect for Impulse Sales
- Branding Available

Beverage Fridge - Sub-Zero

Patents

- ☉ Off-Line Anti-Radiation Glass Coating
- ☉ Cold Air Distribution System
- ☉ Smart Energy Saving System
- ☉ Self-Closing Hinge Design
- ☉ Anti-Vibration Tech
- ☉ Humidity Control Tech
- ☉ Anti-Bacteria NT Material
- ☉ 180 Degree Door Opening
- ☉ Glass Hang Shelf Design
- ☉ Flexible Wine Shelf
- ☉ One-Piece Metal Shaping Process
- ☉ Can Dispensing System

NEW

wifi or remote control



SC-46ZZ



SC-70ZZ



SC-98ZZ



SC-130ZZ

MODEL	SC-46ZZ	SC-70ZZ	SC-98ZZ	SC-130ZZ
Description	93L Free-standing Sub-zero Beverage Fridge	58L Free-standing Sub-zero Beverage Fridge	93L Free-standing Sub-zero Beverage Fridge	119L Free-standing Sub-zero Beverage Fridge
CAPACITY				
Net Litres / CU.FT	93L / 3.3CU.FT	58L / 2.0CU.FT	93L / 3.3CU.FT	119L / 4.2CU.FT
12 oz Can	100 Cans	80 Cans	100 Cans	162 Cans
PERFORMANCE				
Temp.Range	-5 to 22°C / 23 to 72°F	-5 to 22°C / 23 to 72°F	-5 to 22°C / 23 to 72°F	-5 to 22°C / 23 to 72°F
Energy Consumption	-	-	-	-
ENERGY RATING				
ERP(EU)	E	E	E	E
MEPS(OZ)	-	-	-	-
DOE(US)	DOE	DOE	DOE	DOE
FEATURES				
Climate Type	N	N	N	N
Refrigerant	R600a	R600a	R600a	R600a
Door	Glass Door	Glass Door	Glass Door	Glass Door
Lock	Option	Option	Option	Option
Handle	Option	Option	Option	Option
Temp. Contro	Digital	Digital	Digital	Digital
Light	Yes	Yes	Yes	Yes
Shelf	3 Black Wire	3 Black Wire	3 Black Wire	4 Black Wire
DIMENSIONS				
H x W x D	847 H x 470 W x 492 D mm 33.3" H x 16.9" W x 19.4" D	690 H x 430 W x 495 D mm 27.2" H x 16.9" W x 19.5" D	847 H x 470 W x 492 D mm 33.3" H x 16.9" W x 19.4" D	853 H x 540 W x 568 D mm 33.5" H x 21.2" W x 22.3" D
Nett Weight	35.5Kgs / 78.3Lbs	27.5Kgs / 60.6Lbs	35.5Kgs / 78.3Lbs	37Kgs / 81.6Lbs
Container Quantity	40	345	276	220
APPROVAL	ETL CETL CE CB DOE2017 ROHS SAA MEPS GS REACH SVHC POP WEEE PAHS FSC CCC			

SC-130RD-S



Features

- Reversible Door for Left / Right Open
- 4 Sizes Available
- Household and Commercial Approval
- 99.9% Anti-Bacterial Liner
- Adjustable Thermostat
- Double Clear Glass
- Wire Shelves

Options (Subject to Model)

- Triple Glass / LOW-E Glass
- Digital Control
- Glass Shelves

Beverage Fridge - HCK Iconic

Patents

- ☉ Off-Line Anti-Radiation Glass Coating
- ☉ Cold Air Distribution System
- ☉ Smart Energy Saving System
- ☉ Self-Closing Hinge Design
- ☉ Anti-Vibration Tech
- ☉ Humidity Control Tech
- ☉ Anti-Bacteria NT Material
- ☉ 180 Degree Door Opening
- ☉ Glass Hang Shelf Design
- ☉ Flexible Wine Shelf
- ☉ One-Piece Metal Shaping Process
- ☉ Can Dispensing System



MODEL	SC-46RG	SC-70R	SC-130RG
Description	48L HCK Iconic Beverage Fridge	70L HCK Iconic Beverage Fridge	115L HCK Iconic Beverage Fridge
Colour Options	N / A	N / A	N / A
CAPACITY			
Net Litres / CU.FT	48L / 1.7CU.FT	70L / 2.4CU.FT	115L / 4.1CU.FT
Frozen Food	N / A	N / A	N / A
12 oz Can	50 Cans	80 Cans	162 Cans
PERFORMANCE			
Temp.Range	0 to 10°C / 32 to 50°F	0 to 10°C / 32 to 50°F	0 to 10°C / 32 to 50°F
Frozen Food	N / A	N / A	N / A
ENERGY RATING			
ERP(EU)	E	E	E
MEPS(OZ)	Standard:1star;4star Optional	Standard:1star;4star Optional	Standard:1star;4star Optional
DOE(US)	DOE	DOE	DOE
FEATURES			
Climate Type	N-T	N-T	N-T
Refrigerant	R600a	R600a	R600a
Door	Glass Door, Plastic Door Frame	Glass Door, Plastic Door Frame	Glass Door, Plastic Door Frame
Lock	No	No	No
Handle	No	No	No
Temp. Control	Mechanical Standard Digital with Touch Panel Option	Mechanical Standard Digital with Touch Panel Option	Mechanical Standard Digital with Touch Panel Option
Light	Option	Option	Yes
Shelf	1 Black Wire	3 Wire shelves	3 Glass Shelves, 1 Bottom Bracket
DIMENSIONS			
H x W x D	500 H x 440 W x 475 D mm 19.7" H x 17.3" W x 18.7" D	680 H x 440 W x 475 D mm 26.7" H x 17.3" W x 18.7" D	835 H x 550 W x 555 D mm 32.9" H x 21.7" W x 21.8" D
Nett Weight	17 Kgs / 37Lbs	22Kgs / 48.5Lbs	31Kgs / 68Lbs
Container Quantity 40'HQ	573	345	238
APPROVAL	ETL CETL CE CB DOE2017 ROHS SAA MEPS GS REACH SVHC POP WEEE PAHS FSC CCC		

Features

- Reversible Door for Left / Right Open
- 4 Different Size to Suit Your Home
- Household and Commercial Approval
- 99.9% Anti-Bacterial Liner
- Adjustable Thermostat
- Double Clear Glass
- Wire Shelves

Options (Subject to Model)

- Triple Glass / LOW-E Glass
- Digital Control
- Glass Shelves



SC-208R

Beverage Fridge - HCK Iconic

Patents

- ☉ Off-Line Anti-Radiation Glass Coating
- ☉ Cold Air Distribution System
- ☉ Smart Energy Saving System
- ☉ Self-Closing Hinge Design
- ☉ Anti-Vibration Tech
- ☉ Humidity Control Tech
- ☉ Anti-Bacteria NT Material
- ☉ 180 Degree Door Opening
- ☉ Glass Hang Shelf Design
- ☉ Flexible Wine Shelf
- ☉ One-Piece Metal Shaping Process
- ☉ Can Dispensing System



MODEL	SC-130RD-S	SC-168RD-S	SC-208R	SC-330RD-S
Description	115L HCK Iconic Beverage Fridge with Freezer Box	168L HCK Iconic Beverage Fridge with Freezer Box	208L HCK Iconic Beverage Fridge	243L HCK Iconic Beverage Fridge with Freezer Box
CAPACITY				
Net Litres / CU.FT	115L / 4.1CU.FT	168L / 5.9CU.FT	208L / 7.3CU.FT	243L / 8.6CU.FT
Frozen Food	15L / 0.53 CU.FT	N / A	N / A	23L / 0.8CU.FT
12 oz Can	66 Cans	116 Cans	245 Cans	252 Cans
PERFORMANCE				
Temp.Range	0 to 22°C / 32 to 72°F	0 to 22°C / 32 to 72°F	0 to 22°C / 32 to 72°F	2 to 14°C / 35 to 57°F
Frozen Food	-25 to -15°C / -13 to 5°F	-25 to -15°C / -13 to 5°F	N / A	-22 to -10°C / -7.6 to 14°F
Energy Consumption	0.33Kw-h / 24h	0.4Kw-h / 24h	0.4Kw-h / 24h	
ENERGY RATING				
ERP(EU)	E	G	G	G
MEPS(OZ)	-	-	-	-
DOE(US)	DOE	DOE	DOE	DOE
FEATURES				
Climate Type	N-T	N-T	N-T	N-T
Refrigerant	R600a	R600a	R600a	R600a
Door	Glass Door, Plastic Door Frame	Glass Door, Plastic Door Frame	Glass Door, Plastic Door Frame	Glass Door, Plastic Door Frame
Lock	No	No	No	No
Handle	No	No	No	No
Temp. Control	Digital with Touch Panel	Digital with Touch Panel	Digital with Touch Panel	Digital with Touch Panel
Light	Yes	Yes	Yes	Yes
Shelf	3 Wire Shelves, 1 Bottom Bracket	4 Wire shelves	5 Wire shelves	5 Wire Shelves
DIMENSIONS				
H x W x D	835 H x 550 W x 555 D mm 32.9" H x 21.7" W x 21.8" D	1390 H x 610 W x 490 D mm 54.7" H x 24" W x 19.3" D	1524 H x 610 W x 430 D mm 60" H x 24" W x 16.9" D	1524 H x 610 W x 562 D mm 60" H x 24" W x 22.1" D
Nett Weight	39Kgs / 86Lbs	57Kgs / 125.6Lbs	58Kgs / 127.8Lbs	68Kgs / 149.9Lbs
Container Quantity 40'HQ	238	85	106	72
APPROVAL	ETL CETL CE CB DOE2017 ROHS SAA MEPS GS REACH SVHC POP WEEE PAHS FSC CCC			



Global Co-Branding - Product Features



Retro Design



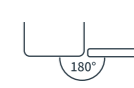
Patented Shelf



30 000 Door Open Test



Anti-Bacterial



180° Door Open



Patented Design



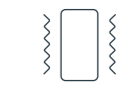
Triple Glazed Door Optional



One Piece Metal Cabinet



Double Coating for UV Protection



Anti-Vibration



Stable Humidity Control



Stable Temperature Control



Odourless



Quiet Operation



Nano Anti-Bacterial Patent



TPE Door Seal



Anti-Vibration System, Quiet Operation



Adjustable Shelves



LED Light



Stable Humidity Maintain



80° Curved Corner



Imported Environmental ink



Recessed Handle



Fridge Freezer

Features

- Reversible Door for Left / Right Open
- 4 Sizes Available
- Household and Commercial Approval
- 99.9% Anti-Bacterial Liner
- Adjustable Thermostat
- Double Clear Glass
- Wire Shelves

Options (Subject to Model)

- Triple Glass / LOW-E Glass
- Digital Control
- Glass Shelves



MODEL	SC-46
Description	Fridge Glass Door
CAPACITY	
Net Litres / CU.FT	48L / 1.7CU.FT
Frozen Food	N / A
12 oz Can	41 Cans
PERFORMANCE	
Temp.Range	0 to 10°C / 32 to 50°F
Frozen Food	N / A
Energy Consumption	0.211Kw-h / 24h
ENERGY RATING	
ERP(EU)	E
MEPS(OZ)	Standard: 1 star; 4 star optional
DOE(US)	DOE
FEATURES	
Climate Type	N-T
Refrigerant	R600a
Door	Glass Door
Lock	Option
Handle	No
Temp. Control	Mechanical
Light	Option
Shelf	1 Black Wire
DIMENSIONS	
H x W x D	510 H x 430 W x 475 D mm 20.1" H x 16.9" W x 18.7" D
Nett Weight	16Kgs / 35.3Lbs
Container Quantity 40'HQ	573

NEW



APPROVAL ETL CETL CE CB DOE2017 ROHS SAA MEPS GS REACH SVHC POP WEEE PAHS FSC CCC

Global - Co-Branding

Patents

- ☉ Off-Line Anti-Radiation Glass Coating
- ☉ Cold Air Distribution System
- ☉ Smart Energy Saving System
- ☉ Self-Closing Hinge Design
- ☉ Anti-Vibration Tech
- ☉ Humidity Control Tech
- ☉ Anti-Bacteria NT Material
- ☉ 180 Degree Door Opening
- ☉ Glass Hang Shelf Design
- ☉ Flexible Wine Shelf
- ☉ One-Piece Metal Shaping Process
- ☉ Can Dispensing System

MODEL	BC-46	BC-70
Description	Fridge Solid Door	Fridge solid door
	N / A	N / A
CAPACITY		
Net Litres / CU.FT	48L / 1.7CU.FT	70L / 2.4CU.FT
Frozen Food	N / A	N / A
12 oz Can	41 Cans	80 Cans
PERFORMANCE		
Temp.Range	0 to 10°C / 32 to 50°F	0 to 10°C / 32 to 50°F
Frozen Food	N / A	N / A
Energy Consumption	0.22Kw-h / 24h	0.225Kw-h / 24h
ENERGY RATING		
ERP(EU)	E	E
MEPS(OZ)	standard: 2.5 star; 5.5 star optional	Standard: 1 star ; 4 star Optional
DOE(US)	DOE	DOE
FEATURES		
Climate Type	T	T
Refrigerant	R600a	R600a
Door	Solid Door	Solid Door
Lock	No	No
Handle	No	No
Temp. Control	Mechanical	Mechanical
Light	Option	No
Shelf	1 Black Wire	3 Black Wire
DIMENSIONS		
H x W x D	510 H x 430 W x 475 D mm 20.1" H x 16.9" W x 18.7" D	690 H x 430 W x 475 D mm 27.2" H x 16.1" W x 13.8" D
Nett Weight	16Kgs / 35.3Lbs	23.5Kgs / 51.8Lbs
Container Quantity 40'HQ	573	352
APPROVAL	ETL CETL CE CB DOE2017 ROHS SAA MEPS GS REACH SVHC POP WEEE PAHS FSC CCC	ETL CETL CE CB DOE2017 ROHS SAA MEPS GS REACH SVHC POP WEEE PAHS FSC CCC

Features

- Reversible Door for Left / Right Open
- 4 Sizes Available
- Household and Commercial Approval
- 99.9% Anti-Bacterial Liner
- Adjustable Thermostat
- Double Clear Glass
- Wire Shelves

Options (Subject to Model)

- Triple Glass / LOW-E Glass
- Digital Control
- Glass Shelves

Patents

- ☑ Off-Line Anti-Radiation Glass Coating
- ☑ Cold Air Distribution System
- ☑ Smart Energy Saving System
- ☑ Self-Closing Hinge Design
- ☑ Anti-Vibration Tech
- ☑ Humidity Control Tech
- ☑ Anti-Bacteria NT Material
- ☑ 180 Degree Door Opening
- ☑ Glass Hang Shelf Design
- ☑ Flexible Wine Shelf
- ☑ One-Piece Metal Shaping Process
- ☑ Can Dispensing System



MODEL	BC-46R	BD-130RA
Description	Fridge Solid Door	retro all freezer
Colour Options	N / A	N / A
CAPACITY		
Net Litres / CU.FT	48L / 1.7CU.FT	N / A
Frozen Food	N / A	72L / 2.5CU.FT
12 oz Can	41 Cans	N / A
PERFORMANCE		
Temp.Range	0 to 10°C / 32 to 50°F	N / A
Frozen Food	N / A	-25 to -15°C / -13 to 5°F
Energy Consumption	0.22Kw-h / 24h	0.285Kw-h / 24h
ENERGY RATING		
ERP(EU)	E	D
MEPS(OZ)	Standard: 1 star; 4 star optional	standard: 2.5 star; 5.5 star optional
DOE(US)	DOE	DOE
FEATURES		
Climate Type	T	T
Refrigerant	R600a	R600a
Door	Solid Door	Solid, Plastic Panel
Lock	No	No
Handle	No	Option
Temp. Control	Mechanical	Mechanical
Light	Option	No
Shelf	1 Black Wire	3 Drawers
DIMENSIONS		
H x W x D	500 H x 440 W x 498 D mm	835 H x 550 W x 600 D mm
	19.7" H x 17.3" W x 19.6" D	33.1" H x 21.7" W x 23.6" D
Nett Weight	16Kgs / 35.3Lbs	38.5Kgs / 85Lbs
Container Quantity 40'HQ	549	227
APPROVAL	ETL CETL CE CB DOE2017 ROHS SAA MEPS GS REACH SVHC POP WEEE PAHS FSC CCC	

MODEL	BC-130RDA	BC-130RA	BC-330RDA
Description	retro fridge with freezer box	Fridge solid door	281L Retro Fridge with Freezer Box
Colour Options	N / A	N / A	N / A
CAPACITY			
Net Litres / CU.FT	92L / 3.2CU.FT	115 L / 4.1CU.FT	260L / 9.2CU.FT
Frozen Food	15L / 0.6CU.FT, 4 star	N / A	21L, 4 Star / 0.74CU.FT
12 oz Can	66 Cans	110 Cans	252 Cans
PERFORMANCE			
Temp.Range	0 to 10°C / 32 to 50°F	0 to 10°C / 32 to 50°F	0 to 10°C / 32 to 50°F
Frozen Food	-25 to -15°C / -13 to 5°F	N / A	-25 to -15°C / -13 to 5°F
Energy Consumption	0.386Kw-h / 24h	0.243Kw-h / 24h	0.352Kw-h / 24h
ENERGY RATING			
ERP(EU)	E	E	E
MEPS(OZ)	3 star	Standard: 1 star; 4 star Optional	4.5star
DOE(US)	DOE	DOE	E-star
FEATURES			
Climate Type	T	T	T
Refrigerant	R600a	R600a	R600a
Door	Solid, Plastic Panel	Solid, Plastic Panel	Solid, Plastic Panel
Lock	No	No	No
Handle	Option	Option	Yes
Temp. Control	Mechanical	Mechanical	Digital
Light	Yes	Yes	Yes
Shelf	3 Glass Shelves, 1 Salad Drawer	3 Glass Shelves, 1 Small Wine Shelf, 1 Salad Drawer	3 Glass Shelves, 1 Salad Drawer
	3 Wire Retainers On Door	3 Wire Retainers On Door	Transparent Shelves On Door
DIMENSIONS			
H x W x D	835 H x 550 W x 583 D mm	835 H x 550 W x 583 D mm	1524 H x 610 W x 620 D mm
	33.1" H x 21.7" W x 23" D	34.1" H x 21.7" W x 23" D	60" H x 24" W x 24.4" D
Nett Weight	31Kgs / 68Lbs	31Kgs / 68Lbs	58Kgs / 127.9Lbs
Container Quantity 40'HQ	227	227	72
APPROVAL	ETL CETL CE CB DOE2017 ROHS SAA MEPS GS REACH SVHC POP WEEE PAHS FSC CCC		

Retro BY HCK



Milestones of HCK Retro Refrigerator

- Set Up Global Marketing Center and Manufacturing Center in China
- HCK X Pepsi, Retro Fridge in Europe



1997

1971



- Prototype Refrigerator
- Set Up Company and Manufacture in Finland, Europe

- One Piece Metal Made Cabinet Debut in the World
- HCK X Stella Retro Fridge, Debut in Uk
- UV Laser Direct Print for Branding on All Cabinets



2004

1999



- HCK X Budweiser Retro Fridge, Debut in U.S.A

- HCK X Molson Canadian Retro Refrigerator Global Marketing



2015

2009



- Colorful Retro Fridge

- Retro Design on Glass Door



2017

2016



- Graphic on Full Door

- 1st With Wabi Sabi Retro Fridge Design







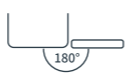









2022

2022



- Double Door and Dual Zone Retro Fridge

Retro Refrigerator - Product Features

 Retro Design	 Patented Shelf	 High Efficient Energy Saving	 Anti-Vibration	 180° Door Open
 Quiet Operation	 Frost-Free Air- Cooled	 Odourless	 Stable Temperature Control	 One Piece Metal Cabinet
 300,000 Door Open Test	 Anti-Bacterial	 Constant Humidity Patent	 Nano antibacterial patent	





HCK Iconic Refrigerator

Patents

- ⊗ Off-Line Anti-Radiation Glass Coating
- ⊗ Cold Air Distribution System
- ⊗ Smart Energy Saving System
- ⊗ Self-Closing Hinge Design
- ⊗ Anti-Vibration Tech
- ⊗ Humidity Control Tech
- ⊗ Anti-Bacteria NT Material
- ⊗ 180 Degree Door Opening
- ⊗ Glass Hang Shelf Design
- ⊗ Flexible Wine Shelf
- ⊗ One-Piece Metal Shaping Process
- ⊗ Can Dispensing System

Options



Brushed Stainless



Brushed Copper



Brushed Black

BCD-401RS



HCK Iconic Refrigerator

Patents

- ☑ Off-Line Anti-Radiation Glass Coating
- ☑ Cold Air Distribution System
- ☑ Smart Energy Saving System
- ☑ Self-Closing Hinge Design
- ☑ Anti-Vibration Tech
- ☑ Humidity Control Tech
- ☑ Anti-Bacteria NT Material
- ☑ 180 Degree Door Opening
- ☑ Glass Hang Shelf Design
- ☑ Flexible Wine Shelf
- ☑ One-Piece Metal Shaping Process
- ☑ Can Dispensing System

NEW



BCD-401RS
401L Refrigerator, Bottom Freezer

NEW



BCD-486W-S
486L French Door Refrigerator

MODEL
Description
Colour Options

CAPACITY
Net Litres / CU.FT
Frozen Food
12 oz Can

PERFORMANCE
Temp. Range
Frozen Food
Energy Consumption

ENERGY RATING
ERP(EU)
MEPS(OZ)
DOE(US)

FEATURES
Climate Type
Refrigerant
Door
Lock
Handle
Temp. Control
Light
Shelf

DIMENSIONS
H x W x D
Nett Weight
Container Quantity 40'HQ

APPROVAL

401L / 14.2CU.FT
151L, 4 Star/ 5.3CU.FT
193 Cans

2 to 8°C / 35.6 to 46.4°F
-24 to -14°C / -11.2 to 6.5°F
0.78Kw-h / 24h

E
-
DOE

T
R600a
Solid, Plastic Panel
No
Yes
Digital
Yes
4 Glass Shelves
Transparent Shelves On Door

1850 H x 700 W x 650 D mm
72.8" H x 27.5"W x 25.5" D
89.4Kgs / 197.1Lbs
48

ETL CETL CE CB DOE2017 ROHS SAA MEPS GS REACH SVHC POP WEEE PAHS FSC CCC

486L / 17.2CU.FT
143L, 4 Star/ 5.1CU.FT
-

2 to 8°C / 35.6 to 46.4°F
-23 to -15°C / 9.4 to 5°F
0.76Kw-h / 24h

E
-
DOE

T
R600a
Solid, Plastic Panel
No
Yes
Digital
Yes
4 Glass Shelves
Transparent Shelves On Door

1780 H x 836 W x 706 D mm
70.1" H x 32.9"W x 27.8" D
95Kgs / 209.4Lbs
52

Patents

- ☒ Off-Line Anti-Radiation Glass Coating
- ☒ Cold Air Distribution System
- ☒ Smart Energy Saving System
- ☒ Self-Closing Hinge Design
- ☒ Anti-Vibration Tech
- ☒ Humidity Control Tech
- ☒ Anti-Bacteria NT Material
- ☒ 180 Degree Door Opening
- ☒ Glass Hang Shelf Design
- ☒ Flexible Wine Shelf
- ☒ One-Piece Metal Shaping Process
- ☒ Can Dispensing System

Patents

- ☒ Off-Line Anti-Radiation Glass Coating
- ☒ Cold Air Distribution System
- ☒ Smart Energy Saving System
- ☒ Self-Closing Hinge Design
- ☒ Anti-Vibration Tech
- ☒ Humidity Control Tech
- ☒ Anti-Bacteria NT Material
- ☒ 180 Degree Door Opening
- ☒ Glass Hang Shelf Design
- ☒ Flexible Wine Shelf
- ☒ One-Piece Metal Shaping Process
- ☒ Can Dispensing System



MODEL

BD-330R-S
220L Retro Freezer



MODEL

BD-181R-S
HCK 150L Freezer



MODEL

BCD-192R-S
192L Refrigerator, Top Freezer



MODEL

BC-330RD
281L Retro Fridge with Freezer Box



MODEL

BCD-253R-S
237L Refrigerator, Top Freezer

	BD-330R-S	BD-181R-S
DESCRIPTION	220L Retro Freezer	HCK 150L Freezer
CAPACITY	220L / 7.8CU.FT	150L / 5.3CU.FT
Net Litres / CU.FT	220L / 7.8CU.FT	-
Frozen Food	-	120 Bottles
12 oz Can	-	-
PERFORMANCE	-	-26 to 5°C / 14.8 to 41°F
Temp. Range	-24 to -14°C / -11.2 to 6.5°F	-
Frozen Food	0.76Kw-h / 24h	-
Energy Consumption	-	-
ENERGY RATING	-	-
ERP(EU)	E	-
MEPS(OZ)	-	-
DOE(US)	DOE	DOE
FEATURES	T	T
Climate Type	R600a	R600a
Refrigerant	Solid, Plastic Panel	Solid, Plastic Panel
Door	No	No
Lock	Yes	No
Handle	Digital	Digital
Temp. Control	Yes	Yes
Light	4 Glass Shelves	3 Shelves
Shelf	Transparent Shelves On Door	-
DIMENSIONS	1524 H x 610 W x 620 D mm	1226 H x 610 W x 530 D mm
H x W x D	60" H x 24" W x 24.4" D	48.7" H x 24" W x 20.9" D
Nett Weight	65Kgs / 143Lbs	40Kgs / 88.2Lbs
Container Quantity 40'HQ	72	227

APPROVAL: ETL, CETL, CE, CB, DOE2017, ROHS, SAA, MEPS, GS, REACH, SVHC, POP, WEEE, PAHS, FSC, CCC

	BCD-192R-S	BC-330RD	BCD-253R-S
DESCRIPTION	192L Refrigerator, Top Freezer	281L Retro Fridge with Freezer Box	237L Refrigerator, Top Freezer
CAPACITY	192L / 6.8CU.FT	260L / 9.2CU.FT	186L / 6.6CU.FT
Net Litres / CU.FT	49L, 4 Star / 1.7CU.FT	21L, 4 Star / 0.74CU.FT	51L, 4 Star / 1.8CU.FT
Frozen Food	-	252 Cans	193 Cans
12 oz Can	-	-	-
PERFORMANCE	2 to 8°C / 36 to 46°F	0 to 10°C / 32 to 50°F	2 to 8°C / 36 to 46°F
Temp. Range	-24 to -14°C / -11 to 7°F	-25 to -15°C / -13 to 5°F	-24 to -14°C / -11 to 7°F
Frozen Food	0.72Kw-h / 24h	0.352Kw-h / 24h	0.51Kw-h / 24h
Energy Consumption	-	-	-
ENERGY RATING	-	-	-
ERP(EU)	E/F	E	E
MEPS(OZ)	-	4.5star	4.5star
DOE(US)	DOE	E-star	-
FEATURES	T	T	T
Climate Type	R600a	R600a	R600a
Refrigerant	Solid, Plastic Panel	Solid, Plastic Panel	Solid, Plastic Panel
Door	No	No	No
Lock	Yes	Yes	Yes
Handle	Digital	Digital	Digital
Temp. Control	Yes	Yes	Yes
Light	3 Glass Shelves, 1 Salad Drawer	3 Glass Shelves, 1 Salad Drawer	4 Glass Shelves
Shelf	Transparent Shelves On Door	Transparent Shelves On Door	Transparent Shelves On Door
DIMENSIONS	1395 H x 540 W x 555 D mm	1524 H x 610 W x 620 D mm	1524 H x 610 W x 620 D mm
H x W x D	54.9" H x 21.3" W x 21.9" D	60" H x 24" W x 24.4" D	60" H x 24" W x 24.4" D
Nett Weight	47.5Kgs / 104.7Lbs	58Kgs / 127.9Lbs	65Kgs / 143Lbs
Container Quantity 40'HQ	78	72	72

APPROVAL: ETL, CETL, CE, CB, DOE2017, ROHS, SAA, MEPS, GS, REACH, SVHC, POP, WEEE, PAHS, FSC, CCC

HCK Iconic Refrigerator

Patents

- 🌀 Off-Line Anti-Radiation Glass Coating
- 🌀 Cold Air Distribution System
- 🌀 Smart Energy Saving System
- 🌀 Self-Closing Hinge Design
- 🌀 Anti-Vibration Tech
- 🌀 Humidity Control Tech
- 🌀 Anti-Bacteria NT Material
- 🌀 180 Degree Door Opening
- 🌀 Glass Hang Shelf Design
- 🌀 Flexible Wine Shelf
- 🌀 One-Piece Metal Shaping Process
- 🌀 Can Dispensing System



BD-130RA

HCK



MODEL

Description
Colour Options

BC-130RDA

107L Retro Fridge with Freezer Box
● ○ ● ● ●

BD-130RA

72L Retro Freezer
● ○ ● ● ●

CAPACITY

Net Litres / CU.FT
Frozen Food
12 oz Can

92L / 3.2CU.FT
15L / 0.6CU.FT, 4star
66 Cans

N / A
72L / 2.5CU.FT
N / A

PERFORMANCE

Temp.Range
Frozen Food
Energy Consumption

0 to 10°C / 32 to 50°F
-25 to -15°C / -13 to 5°F
0.386Kw-h / 24h

N / A
-25 to -15°C / -13 to 5°F
0.285Kw-h / 24h

ENERGY RATING

ERP(EU)
MEPS(OZ)
DOE(US)

E
3star
DOE

D/F
standard:2.5star;5.5star optional
DOE

FEATURES

Climate Type
Refrigerant
Door
Lock
Handle
Temp. Control
Light
Shelf

T
R600a
Solid, Plastic Panel
No
Option
Mechanical
Yes
3 Glass Shelves, 1 Salad Drawer
3 Wire Retainers On Door

T
R600a
Solid, Plastic Panel
No
Option
Mechanical
No
3 Drawers

DIMENSIONS

H x W x D
Nett Weight
Container Quantity 40'HQ

835 H x 550 W x 583 D mm
33.1" H x 21.7" W x 23" D
34Kgs / 75Lbs
227

835 H x 550 W x 583 D mm
33.1" H x 21.7" W x 23" D
34.5Kgs / 76.1Lbs
227

APPROVAL

ETL CETL CE CB DOE2017 ROHS SAA MEPS GS REACH SVHC POP WEEE PAHS FSC CCC

HCK Iconic Refrigerator

Patents

- ☞ Off-Line Anti-Radiation Glass Coating
- ☞ Cold Air Distribution System
- ☞ Smart Energy Saving System
- ☞ Self-Closing Hinge Design
- ☞ Anti-Vibration Tech
- ☞ Humidity Control Tech
- ☞ Anti-Bacteria NT Material
- ☞ 180 Degree Door Opening
- ☞ Glass Hang Shelf Design
- ☞ Flexible Wine Shelf
- ☞ One-Piece Metal Shaping Process
- ☞ Can Dispensing System

BC-130RDA



MODEL	BC-70R	BC-130RBA
Description	70L Retro Fridge	115L Retro Fridge
Colour Options	● ○ ● ● ●	● ○ ● ● ●
CAPACITY		
Net Litres / CU.FT	70L / 2.4CU.FT	115L / 4.1CU.FT
Frozen Food	N / A	N / A
12 oz Can	73 Cans	110 Cans
PERFORMANCE		
Temp.Range	0 to 10°C / 32 to 50°F	0 to 10°C / 32 to 50°F
Frozen Food	N / A	N / A
Energy Consumption	0.222Kw-h / 24h	0.386Kw-h / 24h
ENERGY RATING		
ERP(EU)	E	E
MEPS(OZ)	Standard:1star;4star Optional	Standard:1star;4star Optional
DOE(US)	DOE	DOE
FEATURES		
Climate Type	T	T
Refrigerant	R600a	R600a
Door	Solid, Plastic Panel	Solid, Plastic Panel
Lock	No	No
Handle	Option	Option
Temp. Control	Mechanical	Mechanical
Light	Option	Yes
Shelf	3 Wire Shelves	3 Glass Shelves,1 Small Wine Shelf,1 Salad Drawer, 3 Wire Retainers on Door
DIMENSIONS		
H x W x D	680 H x 440 W x 498 D mm 26.8" H x 17.3" W x 19.6" D	835 H x 550 W x 583 D mm 32.9" H x 21.7" W x 23" D
Nett Weight	19Kgs / 41.8Lbs	31Kgs / 68Lbs
Container Quantity 40'HQ	330	227

APPROVAL ETL CETL CE CB DOE2017 ROHS SAA MEPS GS REACH SVHC POP WEEE PAHS FSC CCC

HCK Iconic Refrigerator

Patents

- ☉ Off-Line Anti-Radiation Glass Coating
- ☉ Cold Air Distribution System
- ☉ Smart Energy Saving System
- ☉ Self-Closing Hinge Design
- ☉ Anti-Vibration Tech
- ☉ Humidity Control Tech
- ☉ Anti-Bacteria NT Material
- ☉ 180 Degree Door Opening
- ☉ Glass Hang Shelf Design
- ☉ Flexible Wine Shelf
- ☉ One-Piece Metal Shaping Process
- ☉ Can Dispensing System

BC-46R



MODEL

Description
Colour Options

BC-40RSA

34L Retro Fridge
● ○

BC-46R

48L Retro Fridge
● ○

BD-46RD

37L Retro Fridge with Freezer Box
● ○

CAPACITY

Net Litres / CU.FT
Frozen Food
12 oz Can

34L / 1.2CU.FT
N / A
N / A

48L / 1.7CU.FT
N / A
41 Cans

37L / 1.3CU.FT
5L / 0.18CU.FT
38 Cans

PERFORMANCE

Temp.Range
Frozen Food

6 to 8°C / 43 to 46°F
N / A

0 to 10°C / 32 to 50°F
N / A

0 to 10°C / 32 to 50°F
-25 to -15°C / -13 to 5°F

ENERGY RATING

ERP(EU)
MEPS(OZ)
DOE(US)

E
N / A
DOE

E
standard:1star;4star optional
DOE

E
N / A
N / A

FEATURES

Climate Type
Refrigerant
Door
Lock
Handle
Temp. Control
Light
Shelf

N-T
R600a
Solid Door
No
Option
Mechanical
No
4 Wire Shelves

N-T
R600a
Solid, Plastic Panel
No
Option
Mechanical
Option
1 Wire Shelf

N-T
R600a
Solid, Plastic Panel
No
Option
Mechanical
Option
N / A

DIMENSIONS

H x W x D

560 H x 400 W x 440 D mm
22" H x 15.7" W x 17.3" D
23.5Kgs / 51.8Lbs
N / A

500 H x 440 W x 498 D mm
19.7" H x 17.3" W x 19.6" D
31Kgs / 68Lbs
549

500 H x 440 W x 498 D mm
19.7" H x 17.3" W x 19.6" D
31Kgs / 68Lbs
549

Nett Weight
Container Quantity 40'HQ

APPROVAL








ETL CETL CE CB DOE2017 ROHS SAA MEPS GS REACH SVHC POP WEEE PAHS FSC CCC



BC-46COC

HCK

Cosmetic Fridge - Product Features

-  Retro Design
-  Patented Shelf
-  Highly Efficient Energy Saving
-  Anti-Bacterial
-  180° Door Open
-  Odorless
-  Triple Glazed Door Optional
-  300000 Door Open Test
-  Patent Constant Humidity
-  Vibration Damping
-  Stable Temperature Maintaining
-  One Piece Metal Cabinet
-  Quite Operation
-  Nano Antibacterial Patent



TPE Door Seal, Anti-Bacterial



Low dB Operation



Adjustable Shelves



LED Lighting



Stable Humidity Maintain



80° Curved Corner



Anti-bacterial Liner



Stainless Steel



304 Stainless Steel Door Hinge

Features (Subject to Model)

- Compressor-Driven Maintain Temperature
- Compact, Quiet and Energy Efficient
- Adjustable Glass Shelves for Storage
- 50%-70% Auto Humidity Control
- 99.9% Anti-Bacterial Liner
- Digital Control / Adjustable Thermostat
- 39dB Quiet Operation

SC-46RG



HCK Cosmetics Fridge

Patents

- Off-Line Anti-Radiation Glass Coating
- Cold Air Distribution System
- Smart Energy Saving System
- Self-Closing Hinge Design
- Anti-Vibration Tech
- Humidity Control Tech
- Anti-Bacteria NT Material
- 180 Degree Door Opening
- Glass Hang Shelf Design
- Flexible Wine Shelf
- One-Piece Metal Shaping Process
- Can Dispensing System



MODEL	BC-46RSA	SC-46RG	BC-46R
Description	Noiseless	Fridge Glass Door	Fridge Glass Door
Colour Options	N / A	N / A	N / A
CAPACITY			
Net Litres / CU.FT	34L / 1.2CU.FT	48L / 1.7CU.FT	48L / 1.7CU.FT
Frozen Food	N / A	N / A	N / A
12 oz Can	N / A	N / A	N / A
PERFORMANCE			
Temp.Range	6 to 8°C / 43 to 46°F	4 to 22°C / 39-72°F	5 to 18°C / 41 to 64°F
Frozen Food	N / A	N / A	N / A
Energy Consumption	0.28Kw-h / 24h	0.211Kw-h / 24h	0.22Kw-h / 24h
ENERGY RATING			
ERP(EU)	E	E	E
MEPS(OZ)	Standard:1star;4star optional	Standard:1star;4star optional	Standard:1star;4star optional
DOE(US)	DOE	N / A	DOE
FEATURES			
Climate Type	N / A	N-T	N-T
Refrigerant	N / A	R600a	R600a
Door	Solid Door	Glass Door	Solid Door
Lock	No	No	Option
Handle	No	No	No
Temp. Control	Mechanical	Digital	Mechanical
Light	Yes	Option	Option
Shelf	4 Wire Shelves	3 Glass Shelves	3 Glass Shelves
DIMENSIONS			
H x W x D	560 H x 400 W x 440 D mm 22" H x 15.7" W x 17.3" D	500 H x 440 W x 475 D mm 19.7" H x 17.3" W x 18.7" D	500 H x 440 W x 498 D mm 19.7" H x 17.3" W x 19.6" D
Nett Weight	16Kgs / 35.3Lbs	16.8Kgs / 35.3Lbs	16Kgs / 35.3Lbs
Container Quantity 40'HQ	573	573	549

APPROVAL **ETL** **CETL** **CE** **CB** **DOE2017** **ROHS** **SAA** **MEPS** **GS** **REACH** **SVHC** **POP** **WEEE** **PAHS** **FSC** **CCC**



BC-130RDA



BC-130RDA

BC-330RD



HCK Iconic Refrigerators - Limited Editions

Patents

- ☑ Off-Line Anti-Radiation Glass Coating
- ☑ Cold Air Distribution System
- ☑ Smart Energy Saving System
- ☑ Self-Closing Hinge Design
- ☑ Anti-Vibration Tech
- ☑ Humidity Control Tech
- ☑ Anti-Bacteria NT Material
- ☑ 180 Degree Door Opening
- ☑ Glass Hang Shelf Design
- ☑ Flexible Wine Shelf
- ☑ One-Piece Metal Shaping Process
- ☑ Can Dispensing System



BC-130RDA



BC-330RD



BC-130RDA



BC-330RD

MODEL

Description
Colour Options

107L Retro Fridge with Freezer Box
N / A

281L Retro Fridge with Freezer Box

CAPACITY

Net Litres / CU.FT
Frozen Food
12 oz Can

107L / 3.8CU.FT
15L, 4 Star / 0.53CU.FT, 4 Star
66 Cans

260L / 9.2CU.FT
21L, 4 Star / 0.74CU.FT
252 Cans

PERFORMANCE

Temp. Range
Frozen Food
Energy Consumption

0 to 10°C / 32 to 50°F
-25 to -15°C / -13 to 5°F
0.386Kw-h / 24h

0 to 10°C / 32 to 50°F
-25 to -15°C / -13 to 5°F
0.352Kw-h / 24h

ENERGY RATING

ERP(EU)
MEPS(OZ)
DOE(US)

E
3star
DOE

D/E/F
4.5star
E-star

FEATURES

Climate Type
Refrigerant
Door
Lock
Handle
Temp. Control
Light
Shelf

T
R600a
Solid, Plastic Panel
No
Option
Mechanical
Yes
2 Glass Shelves, 1 Salad Drawer,
3 Wire Retainers on Door

T
R600a
Solid, Plastic Panel
No
Yes
Mechanical
Yes
4 Glass Shelves,
Transparent Shelves on Door

DIMENSIONS

H x W x D

835 H x 550 W x 583 D mm
32.9" H x 21.7" W x 23" D

1524 H x 610 W x 620 D mm
59.4" H x 24" W x 24.4" D

Nett Weight

Container Quantity 40'HQ

31Kgs / 66Lbs
227

65Kgs / 143Lbs
72

APPROVAL

ETL CETL CE CB DOE2017 ROHS SAA MEPS GS REACH SVHC POP WEEE PAHS FSC CCC



HICK

×

WABI SABI

Wabi Sabi Refrigerator

Patents

- 🌀 Off-Line Anti-Radiation Glass Coating
- 🌀 Cold Air Distribution System
- 🌀 Smart Energy Saving System
- 🌀 Self-Closing Hinge Design
- 🌀 Anti-Vibration Tech
- 🌀 Humidity Control Tech
- 🌀 Anti-Bacteria NT Material
- 🌀 180 Degree Door Opening
- 🌀 Glass Hang Shelf Design
- 🌀 Flexible Wine Shelf
- 🌀 One-Piece Metal Shaping Process
- 🌀 Can Dispensing System



BC-330RD



NEW



NEW

MODEL

Description
Colour Options

BC-330RD

281L Fridge with Freezer Box

BCD-253W

237L Refrigerator, Top Freezer

CAPACITY

Net Litres / CU.FT
Frozen Food
12 oz Can

260L / 9.2CU.FT
21L, 4 Star / 0.74CU.FT
252 Cans

186L / 6.6CU.FT
51L, 4 Star / 1.8CU.FT
193 Cans

PERFORMANCE

Temp.Range
Frozen Food
Energy Consumption

0 to 10°C / 32 to 50°F
-25 to -15°C / -13 to 5°F
0.352Kw-h / 24h

2 to 8°C / 36 to 46°F
-24 to -14°C / -11 to 7°F
0.51Kw-h / 24h

ENERGY RATING

ERP(EU)
MEPS(OZ)
DOE(US)

D/E/F
4.5star
E-star

E
4.5star
-

FEATURES

Climate Type
Refrigerant
Door
Lock
Handle
Temp. Control
Light
Shelf

N-T
R600a
Solid, Plastic Panel
No
Yes
Mechanical
Yes
4 Glass Shelves
Transparent Shelves on Door

N-T
R600a
Solid, Plastic Panel
No
Yes
Digital
Yes
4 Glass Shelves
Transparent Shelves on Door

DIMENSIONS

H x W x D

1524 H x 610 W x 620 D mm
59.4" H x 24" W x 24.4" D
58Kgs / 127.9Lbs

1524 H x 610 W x 620 D mm
59.4" H x 24" W x 24.4" D
65Kgs / 143Lbs

Nett Weight
Container Quantity 40'HQ

72









72

APPROVAL

ETL CETL CE CB DOE2017 ROHS SAA MEPS GS REACH SVHC POP WEEE PAHS FSC CCC



Milestones of HCK Wine Fridge

<p>1999</p> <p>HCK x MOET · 1st Wine Fridge in Europe</p>		<p>2009</p>  <ul style="list-style-type: none"> · 1st Glass Door Wine Cooler with A+ Energy Rating in Europe · Award "Environment Friendly Supplier" Honor from Greenpeace of the United Nations
<p>2015</p> <p>· 1st Rounded Wine Fridge</p>		<p>2015</p>  <ul style="list-style-type: none"> · Patented Humidity Control System
<p>2015</p> <p>· 1st Built-In Wine Fridge</p>		<p>2016</p>  <ul style="list-style-type: none"> · 1st Built-In Drawer Wine Fridge
<p>2017</p> <p>· HCK x Chateau Turcan Cooperate with Centurial Winery</p>		<p>2022</p>  <ul style="list-style-type: none"> · HCK x Wabi Sabi · 1st Wine Fridge with Wabi Sabi Design

280 LT

HCK Iconic Wine Fridge



Retro Design



Patented Shelf



Highly Efficient Energy Saving



Anti-Bacterial



180° Door Open



Beech Wood Shelf



Triple Glazed Door Optional



French Centuries-Old Cellaring Craftsmanship



Slim Design



Stable Humidity Control



Patented Wine Bottle Display Design



Touch Panel



Stable Temperature Control



One Piece Metal Cabinet



Quiet Operation



Patented Bottle Display



Frost-Free



Anti-Bacterial



Touch Panel



Highly Efficient Compressor



Beech Wood Shelf



Triple Glazed Door Option



50-80% Humidity



SC-130RW

HCK Iconic Wine Fridge

Patents

- 🌀 Off-Line Anti-Radiation Glass Coating
- 🌀 Cold Air Distribution System
- 🌀 Smart Energy Saving System
- 🌀 Self-Closing Hinge Design
- 🌀 Anti-Vibration Tech
- 🌀 Humidity Control Tech
- 🌀 Anti-Bacteria NT Material
- 🌀 180 Degree Door Opening
- 🌀 Glass Hang Shelf Design
- 🌀 Flexible Wine Shelf
- 🌀 One-Piece Metal Shaping Process
- 🌀 Can Dispensing System



SC-130RW
49 Bottles Retro Wine Fridge



SC-208RW
92 Bottles Retro Wine Fridge

MODEL	SC-130RW	SC-208RW
Description	49 Bottles Retro Wine Fridge	92 Bottles Retro Wine Fridge
CAPACITY		
Net Litres / CU.FT Fresh Food	115L / 4.1CU.FT	208L / 7.3CU.FT
Easy MAX.	49 Bottles	76 Bottles
	49 Bottles	92 Bottles
PERFORMANCE		
Temp. Range	4 to 22°C / 39 to 72°F	4 to 22°C / 39 to 72°F
ENERGY RATING		
ERP(EU)	F/G	G
MEPS(OZ)	-	-
DOE(US)	DOE	DOE
FEATURES		
Climate Type	N-T	N-T
Refrigerant	R600a	R600a
Built-In	Yes	Yes
Door	Glass Door, Plastic Door Frame	Glass Door, Plastic Door Frame
Lock	No	Option
Handle	No	No
Temp. Control	Digital with Touch Panel Option Mechanical Standard	Digital with Touch Panel Mechanical Standard
Light Shelf	Yes	LED on Side
	5 Wire Shelves , 1 Bottom Bracket Wood Shelf Option	7 Wire Shelves , 1 Bottom Bracket Wood Shelf Option
DIMENSIONS		
H x W x D	835 H x 550 W x 555 D mm 32.9" H x 21.7" W x 21.9" D	1524 H x 610 W x 430 D mm 59.4" H x 24" W x 16.9" D
Net Weight	31Kgs / 68Lbs	58Kgs / 127.8Lbs
Container Quantity 40'HQ	238	100
APPROVAL	ETL CETL CE CB DOE2017 ROHS SAA MEPS GS REACH SVHC POP WEEE PAHS FSC CCC	

Wine

HCK Iconic Wine Fridge

Patents

- 🌀 Off-Line Anti-Radiation Glass Coating
- 🌀 Cold Air Distribution System
- 🌀 Smart Energy Saving System
- 🌀 Self-Closing Hinge Design
- 🌀 Anti-Vibration Tech
- 🌀 Humidity Control Tech
- 🌀 Anti-Bacteria NT Material
- 🌀 180 Degree Door Opening
- 🌀 Glass Hang Shelf Design
- 🌀 Flexible Wine Shelf
- 🌀 One-Piece Metal Shaping Process
- 🌀 Can Dispensing System

SC-70RW



MODEL

Description

SC-46RW

17 Bottles Retro Wine Fridge

SC-70RW

22 Bottles Retro Wine Fridge

CAPACITY

Net Litres / CU.FT Fresh Food
Easy
MAX.

48L / 1.7CU.FT
14 Bottles
17 Bottles

70L / 7.3CU.FT
22 Bottles
22 Bottles

PERFORMANCE

Temp. Range

4 to 22°C / 39 to 72°F

4 to 22°C / 39 to 72°F

ENERGY RATING

ERP(EU)
MEPS(OZ)
DOE(US)

F/G
-
DOE

F/G
-
DOE

FEATURES

Climate Type
Refrigerant
Built-In
Door
Lock
Handle
Temp. Control

N-T
R600a
Yes
Glass Door, Plastic Door Frame
No
No
Digital with Touch Panel Option
Mechanical Standard

Light
Shelf

LED on Top
3 Wire Shelves , 1 Bottom Bracket Wood Shelf Option

N-T
R600a
Yes
Glass Door, Plastic Door Frame
Option with Touch Panel Option
No
Digital with Touch Panel Option
Mechanical Standard

LED on Top
3 Wire Shelves , 1 Bottom Bracket Wood Shelf Option

DIMENSIONS

H x W x D

500 H x 440 W x 475 D mm
19.7" H x 17.3" W x 18.7" D

680 H x 440 W x 475 D mm
26.8" H x 17.3" W x 18.7" D

Net Weight
Container Quantity 40'HQ

16Kgs / 35Lbs
573

23Kgs / 35Lbs
345

APPROVAL

ETL CETL CE CB DOE2017 ROHS SAA MEPS GS REACH SVHC POP WEEE PAHS FSC CCC

SC-208RW

HICK | WABI SABI

Wine



SC-280RW

Wabi Sabi Wine Fridge

Options (Subject to Model)

- Very Low Noise Level 39 dB(A)
- Push-to-Open Door Mechanism
- Lighting on Upon Door Open; Dimming-On / Off
- Audible Door Alarm when Left Open
- Dual Zone; Independently Controlled Temp.
- Patented Sliding Saddle Shelf System Fitting Every Bottle Size
- Charcoal Filter
- Telescopic Rolling Shelves
- Retaining Bracket to Keep Cabinet Totally Fixed
- Beverage Centre Setup
- WiFi Apps
- Extra Sensor for Enhanced Temperature Control



NEW



NEW

MODEL

Description
Colour Options

SC-130RG

49 Bottles Retro Wine Fridge
●●

SC-208RW

92 Bottles Retro Wine Fridge
●●

CAPACITY

Net Litres / CU.FT Fresh Food
Easy
MAX.

115L / 4.1CU.FT
49 Bottles
49 Bottles

208L / 7.3CU.FT
76 Bottles
92 Bottles

PERFORMANCE

Temp.Range

4 to 22°C / 39 to 72°F

4 to 22°C / 39 to 72°F

ENERGY RATING

ERP(EU)
MEPS(OZ)
DOE(US)

F/G
-
DOE

G
-
DOE

FEATURES

Climate Type
Refrigerant
Built-In
Door
Lock
Handle
Temp. Control

N-T
R600a
Yes
Glass Door, Plastic Door Frame
No
No
Digital with Touch Panel Option
Mechanical Standard

N-T
R600a
Yes
Glass Door, Plastic Door Frame
No
Yes
Digital with Touch Panel Option
Mechanical Standard

Light
Shelf

Yes
5 Wire Shelves,
1 Bottom Bracket Wood Shelf Option

Yes
7 Wine Shelves,
1 Rack Wood Shelf Option

DIMENSIONS

H x W x D

835 H x 550 W x 555 D mm
32.9" H x 21.7" W x 21.9" D

1524 H x 610 W x 430 D mm
59.4" H x 24" W x 16.9" D

Net Weight
Container Quantity 40'HQ

31Kgs / 68Lbs
238

58Kgs / 127.8Lbs
100

APPROVAL

ETL CETL CE CB DOE2017 ROHS SAA MEPS GS REACH SVHC POP WEEE PAHS FSC CCC

SC-130

Options (Subject to Model)

- Very Low Noise Level 39 dB(A)
- Push-to-Open Door Mechanism
- Lighting on Upon Door Open; Dimming-On / Off
- Audible Door Alarm when Left Open
- Dual Zone; Independently Controlled Temp.
- Patented Sliding Saddle Shelf System Fitting Every Bottle Size
- Charcoal Filter
- Telescopic Rolling Shelves
- Retaining Bracket to Keep Cabinet Totally Fixed
- Beverage Centre Setup
- WiFi Apps
- Extra Sensor for Enhanced Temperature Control

Wabi Sabi Wine Fridge

Patents

- Off-Line Anti-Radiation Glass Coating
- Cold Air Distribution System
- Smart Energy Saving System
- Self-Closing Hinge Design
- Anti-Vibration Tech
- Humidity Control Tech
- Anti-Bacteria NT Material
- 180 Degree Door Opening
- Glass Hang Shelf Design
- Flexible Wine Shelf
- One-Piece Metal Shaping Process
- Can Dispensing System



NEW



NEW

MODEL

Description
Colour Options

SC-46RG

17 Bottles Retro Wine Fridge

SC-70RGW

27 Bottles Retro Wine Fridge

CAPACITY

Net Litres / CU.FT Fresh Food
Easy
MAX.

48L / 1.7CU.FT
14 Bottles
17 Bottles

70L / 2.4CU.FT
21 Bottles
24 Bottles

PERFORMANCE

Temp.Range

4 to 22°C / 39 to 72°F

4 to 22°C / 39 to 72°F

ENERGY RATING

ERP(EU)
MEPS(OZ)
DOE(US)

F/G
-
DOE

F/G
-
DOE

FEATURES

Climate Type
Refrigerant
Built-In
Door
Lock
Handle
Temp. Control

N-T
R600a
Yes
Glass Door, Plastic Door Frame
No
No
Digital with Touch Panel Option
Mechanical Standard
LED on Top
3 Wire Shelves,
1 Bottom Bracket Wood Shelf Option

N-T
R600a
Yes
Glass Door, Plastic Door Frame
No
NO
Digital with Touch Panel Option
Mechanical Standard
LED on Top
3 Wire Shelves,
1 Bottom Bracket Wood Shelf Option

DIMENSIONS

H x W x D

835 H x 440 W x 475 D mm
32.9" H x 17.3" W x 18.7" D

680 H x 440 W x 475 D mm
26.8" H x 17.3" W x 18.7" D

Net Weight
Container Quantity 40'HQ

16Kgs / 35Lbs
573

23Kgs / 50.7Lbs
345

APPROVAL

ETL CETL CE CB DOE2017 ROHS SAA MEPS GS REACH SVHC POP WEEE PAHS FSC CCC



SC-130BE

Wine Fridge - Free Standing

Features

- True Compressor-Driven Refrigerators
- Stable Temperature Maintenance
- Anti-Vibration System, Quiet Operation
- UV Free Light, UV Filtered Glass
- 50% - 80% Humidity
- Shelving System Suitable for All Types of Wine Bottles
- Digital Controller with Temperature Display
- Touch Screen Control on Front Glass
- Very Low Noise Level 39 dB(A)

Options (Subject to Model)

- Door Frame Options: Seamless Stainless Steel, Borderless Glass, Black S.S. Door Frame Etc
- Push-to-Open Door Mechanism
- Lighting on Upon Door Open ; Dimming-On / Off
- Audible Door Alarm when Left Open
- Dual Zone; Independently Controlled Temp.
- Patented Sliding Saddle Shelf System Fitting Every Size Bottle
- Charcoal Filter Telescopic Rolling Shelves
- Door Panel Integrated with Furniture
- Retaining Bracket to Keep Cabinet Totally Fixed
- Beverage Centre Setup
- WiFi Apps
- Extra Sensor, Double Security for Temperature Control



MODEL	SC-70E	SC-98BE	SC-130BE
Description	22 Bottles Free-standing Wine Fridge	38 Bottles Free-standing Wine Fridge	49 Bottles Free-standing Wine Fridge
CAPACITY			
Net Litres / CU.FT Fresh Food	70L / 2.4CU.FT	98L / 3.5 CU.FT	115L / 4.1CU.FT
Easy	22 Bottles	31 Bottles	49 Bottles
MAX.	22 Bottles	38 Bottles	49 Bottles
PERFORMANCE			
Temp.Range	4 to 22°C / 39 to 72°F	4 to 22°C / 39 to 72°F	4 to 22°C / 39 to 72°F
ENERGY RATING			
ERP(EU)	F/G	F/G	F/G
MEPS(OZ)	-	-	-
DOE(US)	DOE	DOE	DOE
FEATURES			
Climate Type	N-T	N-T	N-T
Refrigerant	R600a	R600a	R600a
Door	Glass Door, Plastic Door Frame	Glass Door, Plastic Door Frame	Glass Door, Plastic Door Frame
Lock	Yes	Option	Option
Handle	No	No	No
Temp. Control	Digital with Touch Panel	Digital with Touch Panel	Digital with Touch Panel
Light	Yes	Yes	Yes
Shelf	3 Wire Shelves , 1 Bottom Bracket Wood Shelf Option	5 Wire Shelves , 1 Bottom Bracket Wood Shelf Option	5 Wire Shelves , 1 Bottom Bracket Wood Shelf Option
DIMENSIONS			
H x W x D	695 H x 430 W x 475 D mm 27.4" H x 16.9" W x 18.7" D	845 H x 470 W x 472 D mm 33.3" H x 18.5" W x 18.6" D	850 H x 540 W x 548 D mm 33.5" H x 21.3" W x 21.6" D
Net Weight	23Kgs / 50Lbs	28Kgs / 61.7Lbs	31Kgs / 68Lbs
Container Quantity 40'HQ	345	238	196
APPROVAL	ETL CETL CE CB DOE2017 ROHS SAA MEPS GS REACH SVHC POP WEEE PAHS FSC CCC		

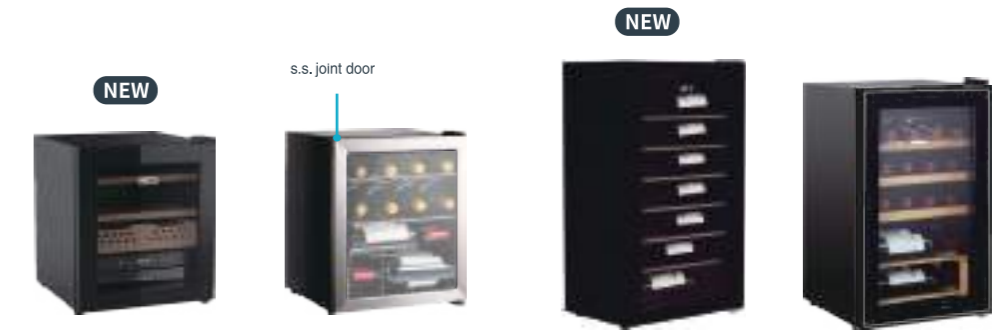
Wine Fridge - Free Standing

Features

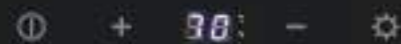
- True Compressor-Driven Refrigerators
- Maintains Stable Temperature
- Anti-Vibration System, Quiet Operation
- UV Free Light, UV Filtered Glass
- 50% - 80% Humidity
- Shelving System Suitable for All Types of Wine Bottles
- Digital Controller with Temperature Display
- Reversible Door
- Very Low Noise Level 39 dB(A)

Options (Subject To Model)

- Door Frame Options: Seamless Stainless Steel, Borderless Glass, Black S.S. Door Frame Etc
- Push-to-Open Door Mechanism
- Audible Door Alarm when Left Open
- Touch Screen Control on Front Glass
- Dual Zone; Independently Controlled Temp.
- Patented Sliding Saddle Shelf System Fitting Every Size Bottle
- Charcoal Filter Telescopic Rolling Shelves
- Door Panel Integrated with Furniture
- Retaining Bracket to Keep Cabinet Totally Fixed
- Beverage Centre Setup
- WiFi Apps
- Extra Sensor, Double Security for Temperature Control



MODEL	SC-46CG-E	SC-46W	SC-62-J	SC-70W
Description	Cigar Fridge	17 Bottles Wine Fridge	17 Bottles Free-standing Slim Wine or Beverage Fridge	22 Bottles Free-standing Wine Fridge
CAPACITY				
Net Litres / CU.FT Fresh Food	36L / 1.6CU.FT	48L / 1.6CU.FT	62L / 2.2CU.FT	70L / 2.5CU.FT
Easy MAX.	-	14 Bottles	17 Bottles	22 Bottles
	-	14 Bottles	17 Bottles	22 Bottles
PERFORMANCE				
Temp.Range	16 to 22°C / 61 to 72 °F	4 to 22°C / 39 to 72°F	4 to 22°C / 39 to 72°F	4 to 22°C / 39 to 72°F
ENERGY RATING				
ERP(EU)	F/G	F/G	F/G	F/G
MEPS(OZ)	-	-	-	-
DOE(US)	DOE	DOE	DOE	DOE
FEATURES				
Climate Type	N-T	N-T	N-T	N-T
Refrigerant	R600a	R600a	R600a	R600a
Door	Black Door Frame S.S. Door Frame Option Borderless glass option	Black Door Frame S.S. Door Frame Option Borderless glass option	Black Door Frame S.S. Door Frame Option Borderless Glass Option	Black Door Frame S.S. Door Frame Option Borderless Glass Option
Lock	Option	Option	Option	Option
Handle	No	No	Option	Option
Temp. Control	Digital	Mechanical / Digital Option	Mechanical / Digital Option	Mechanical / Digital Option
Light	Yes	Yes	Yes	Yes
Shelf	2 Wooden Shelves 1 Cigar box	1 Black Wine Shelves 1 Bottom Bracket Wood Shelves Option	5 Black Wine Shelves 1 Bottom Bracket Wood Shelf Option	3 Black Wine Shelves 1 Bottom Bracket Wood Shelf Option
DIMENSIONS				
H x W x D	515 H x 430 W x 475 D mm 20.3" H x 16.9" W x 18.7" D	510 H x 430 W x 475 D mm 20.1" H x 16.9" W x 18.7" D	840 H x 470 W x 382 D mm 33.1" H x 18.5" W x 15" D	690 H x 430 W x 475 D mm 27.2" H x 17.3" W x 18.7" D
Net Weight	16Kgs / 35Lbs	16Kgs / 35Lbs	28.5Kgs / 63Lbs	24Kgs / 53Lbs
Container Quantity 40'HQ	573	573	286	352
APPROVAL	ETL CETL CE CB DOE2017 ROHS SAA MEPS GS REACH SVHC POP WEEE PAHS FSC CCC			



Wine Fridge - Free Standing

Features

- True Compressor-Driven Refrigerators
- Stable Temperature Maintain
- Anti-Vibration System, Quiet Operation
- UV Free Light, UV Filtered Glass
- 50% - 80% Humidity
- Shelving System Suitable for All Types of Wine Bottles
- Digital Controller with Temperature Display
- Reversible Door
- Very Low Noise Level 39 dB(A)

Options (Subject To Model)

- Door Frame Options: Seamless Stainless Steel, Borderless Glass, Black S.S. Door Frame Etc
- Push-to-Open Door Mechanism
- Audible Door Alarm when Left Open
- Touch Screen Control on Front Glass
- Dual / Triple Temp. Zone; Independently Controlled Temp.
- Patented Sliding Saddle Shelf System Fitting Every Size Bottle
- Charcoal Filter Telescopic Rolling Shelves
- Door Panel Integrated with Furniture
- Retaining Bracket to Keep Cabinet Totally Fixed
- Beverage Centre Setup
- WiFi Apps
- Extra Sensor, Double Security for Temperature Control



MODEL	SC-98W	SC-130WB	SC-130D-M
Description	38 Bottles free-standing wine fridge	49 Bottles free-standing wine fridge	37 Bottles free-standing wine fridge dual zone wine fridge
CAPACITY			
Net Litres / CU.FT Fresh Food	98L / 3.5CU.FT	115L / 4.1CU.FT	115L / 4.1CU.FT
Easy MAX.	31 Bottles 38 Bottles	49 Bottles 49 Bottles	37 Bottles 37 Bottles
PERFORMANCE			
Temp.Range	4 to 22°C / 39 to 72°F	4 to 22°C / 39 to 72°F	Upper: 4 to 12°C / 39 to 54°F Lower: 12 to 22°C / 54 to 72°F
ENERGY RATING			
ERP(EU)	F/G	F/G	G
MEPS(OZ)	-	-	-
DOE(US)	DOE	DOE	-
FEATURES			
Climate Type	N-T	N-T	N-T
Refrigerant	R600a	R600a	R600a
Door	Black Door Frame S.S. Door Frame Option Borderless glass option Option	Black Door Frame S.S. Door Frame Option Borderless Glass Option Option	Black Door Frame S.S. Door Frame Option Borderless Glass Option Option
Lock	No	Option	Option
Handle	No	Option	Option
Temp. Control	Mechanical Digital Option	Mechanical Digital Option	Mechanical Digital Option
Light	Yes	Yes	Yes
Shelf	1 Black Wine Shelves, 1 Bottom Bracket, Wood Shelves Option	5 Black Wine Shelves, 1 Bottom Bracket Wood Shelf Option	5 Black Wine Shelves, 1 Bottom Bracket Wood Shelf Option
DIMENSIONS			
H x W x D	840 H x 470 W x 472 D mm 33.1" H x 18.5" W x 18.5" D	845 H x 540 W x 548 D mm 33.3" H x 21.3" W x 21.6" D	845 H x 540 W x 548 D mm 33.3" H x 21.3" W x 21.6" D
Net Weight	29Kgs / 64Lbs	31Kgs / 68Lbs	32Kgs / 71Lbs
Container Quantity 40'HQ	276	238	238
APPROVAL	ETL CETL CE CB DOE2017 ROHS SAA MEPS GS REACH SVHC POP WEEE PAHS FSC CCC		

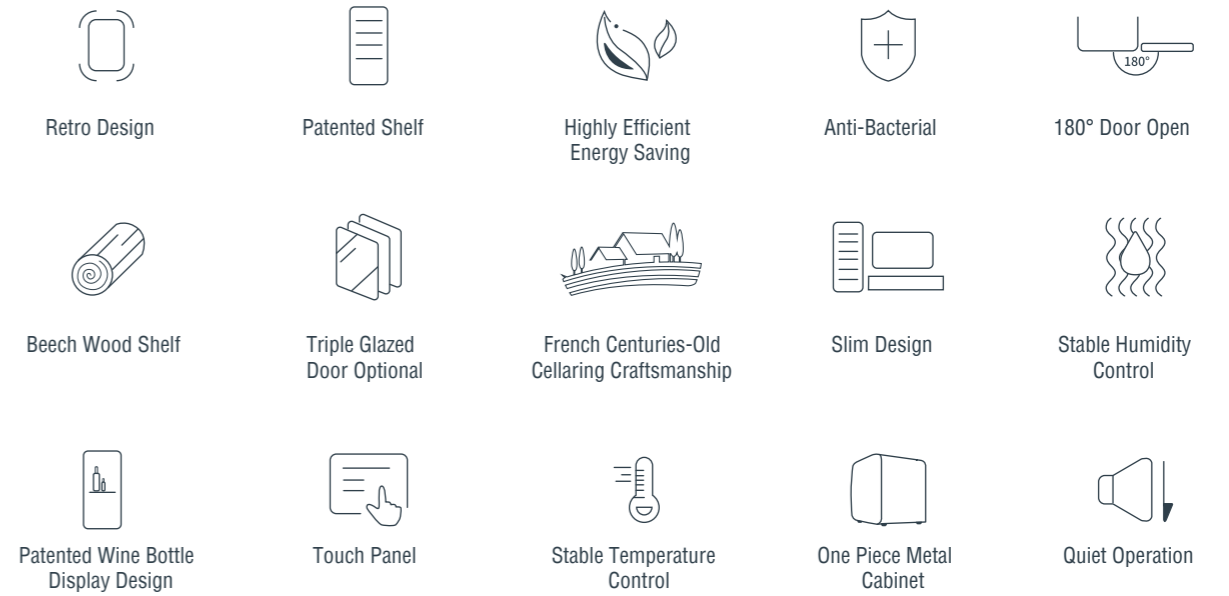
Wine Fridge - Undercounter Built-In

Features

- True Compressor-Driven Refrigerators
- Stable Temperature Maintain
- Anti-Vibration System, Quiet Operation
- UV Free Light, UV Filtered Glass
- Patented 50% - 80% Humidity
- Shelving System Suitable for All Types of Wine Bottles
- Digital Controller with Temperature Display
- Reversible Door
- Built-In Design, Zero Clearance Hinge System
- Recessed and Height Adjustable Plinth Grill
- Lighting on Upon Door Open; Dimming-On / Off
- Audible Door Alarm when Left Open

Options (Subject to Model)

- Door Frame Options: Seamless Stainless Steel, Borderless Glass, Etc
- Very Low Noise Level 39 dB(A)
- Push-to-Open Door Mechanism
- Touch Screen Control on Front Glass
- Dual / Triple Temp. Zone; Independently Controlled Temp.
- Patented Sliding Saddle Shelf System Fitting Every Size Bottle
- Charcoal Filter
- Telescopic Rolling Shelves
- Door Panel Integrated with Furniture
- Retaining Bracket to Keep Cabinet Totally Fixed
- Beverage Centre Setup
- WiFi Apps
- Extra Sensor, Double Security for Temperature



Push-to-Open Door Mechanism

Borderless Glass

Built-In Design, Zero Clearance Hinge System

Recessed and Height Adjustable Plinth Grill



Beverage Glass Shelf Option

Beverage Centre Setup Option



Wine Display Shelf





Wine Fridge - Undercounter Built-In

Features

- True Compressor-Driven Refrigerators
- Stable Temperature Maintain
- Anti-Vibration System, Quiet Operation
- UV Free Light, UV Filtered Glass
- Patented 50% - 80% Humidity
- Shelving System Suitable for All Types of Wine Bottles
- Digital Controller with Temperature Display
- Reversible Door
- Built-In Design, Zero Clearance Hinge System
- Recessed and Height Adjustable Plinth Grill
- Lighting on Upon Door Open; Dimming-On / Off
- Audible Door Alarm when Left Open


Options (Subject to Model)

- Door Frame Options: Seamless Stainless Steel, Borderless Glass, Etc
- Very Low Noise Level 39 dB(A)
- Push-to-Open Door Mechanism
- Touch Screen Control on Front Glass
- Dual / Triple Temp. Zone; Independently Controlled Temp.
- Patented Sliding Saddle Shelf System Fitting Every Size Bottle
- Charcoal Filter
- Telescopic Rolling Shelves
- Door Panel Integrated with Furniture
- Retaining Bracket to Keep Cabinet Totally Fixed
- Beverage Centre Setup
- WiFi Apps
- Extra Sensor, Double Security for Temperature



MODEL	SC-20W	SC-60W	SC-60WD
Description	7 Bottles Single Zone Slimline Wine Fridge	19 Bottles Single Zone Slimline Wine Fridge	18 Bottles Dual Zone Slimline Wine Fridge
CAPACITY			
Net Litres / CU.FT Fresh Food	20L / 0.7CU.FT	60L / 2.1CU.FT	55L / 1.9CU.FT
Easy MAX.	7 Bottles	18 Bottles	18 Bottles
	7 Bottles	19 Bottles	18 Bottles
PERFORMANCE			
Temp.Range	4 to 22°C / 39 to 72°F	4 to 22°C / 39 to 72°F	Upper Zone: 4 to 12°C / 39 to 54°F
Energy Consumption	N / A	N / A	Lower Zone: 12 to 22°C / 54 to 72°F
ENERGY RATING			
ERP(EU)	F/G	F/G	G
MEPS(OZ)	-	-	-
DOE(US)	DOE	DOE	DOE
FEATURES			
Climate Type	N-T	N-T	N-T
Refrigerant	R600a	R600a	R600a
Door	Glass Door with S.S. Door Frame Seamless S.S. Door Frame Option Borderless glass option	Glass Door with S.S. Door Frame Seamless S.S. Door Frame Option Borderless glass option	Glass Door with S.S. Door Frame Seamless S.S. Door Frame Option Borderless glass option
Lock	Option	Option	Option
Handle	Yes	Yes	Yes
Temp. Control	Digital with Touch Panel	Digital with Touch Panel	Digital with Touch Panel
Light	Yes	Yes	Yes
Shelf	No	5 Wooden Shelves	5 Wooden Shelves
DIMENSIONS			
H x W x D	820-885 H x 148 W x 575 D mm 32.3"-34" H x 5.8" W x 22.6" D	820-885 H x 295 W x 575 D mm 32.3"-34" H x 11.6" W x 22.6" D	820-885 H x 295 W x 575 D mm 32.3"-34" H x 11.6" W x 22.6" D
Net Weight	17Kgs / 37Lbs	29Kgs / 64Lbs	29Kgs / 64Lbs
Container Quantity 40'HQ	722	369	369

APPROVAL ETL CETL CE CB DOE2017 ROHS SAA MEPS GS REACH SVHC POP WEEE PAHS FSC CCC



SC-90WD



Wine Fridge - Undercounter Built-In

Features

- True Compressor-Driven Refrigerators
- Stable Temperature Maintain
- Anti-Vibration System, Quiet Operation
- UV Free Light, UV Filtered Glass
- Patented 50% - 80% Humidity
- Shelving System Suitable for All Types of Wine Bottles
- Digital Controller with Temperature Display
- Reversible Door
- Built-In Design, Zero Clearance Hinge System
- Recessed and Height Adjustable Plinth Grill
- Lighting on Upon Door Open; Dimming-On / Off
- Audible Door Alarm when Left Open

Options (Subject to Model)

- Door Frame Options: Seamless Stainless Steel, Borderless Glass, Etc
- Very Low Noise Level 39 dB(A)
- Push-to-Open Door Mechanism
- Touch Screen Control on Front Glass
- Dual / Triple Temp. Zone; Independently Controlled Temp.
- Patented Sliding Saddle Shelf System Fitting Every Size Bottle
- Charcoal Filter
- Telescopic Rolling Shelves
- Door Panel Integrated with Furniture
- Retaining Bracket to Keep Cabinet Totally Fixed
- Beverage Centre Setup
- WiFi Apps
- Extra Sensor, Double Security for Temperature



MODEL	SC-90W	SC-90WD	SC-145W
Description	34 Bottles Single Zone Slimline Wine Fridge	29 Bottles Single Zone Slimline Wine Fridge	52 Bottles Single Zone Wine Fridge
CAPACITY			
Net Litres / CU.FT Fresh Food	90L / 3.2CU.FT	83L / 2.9CU.FT	145L / 5.1CU.FT
Easy MAX.	34 Bottles 34 Bottles	29 Bottles 29 Bottles	52 Bottles 52 Bottles
PERFORMANCE			
Temp.Range	4 to 22°C / 39 to 72°F	Upper Zone: 4 to 12°C / 39 to 54°F Lower Zone: 12 to 22°C / 54 to 72°F	4 to 22°C / 39 to 72°F
ENERGY RATING			
ERP(EU)	F/G	G	F/G
MEPS(OZ)	-	-	-
DOE(US)	DOE	DOE	DOE
FEATURES			
Climate Type	N-T	N-T	N-T
Refrigerant	R600a	R600a	R600a
Built-In	Yes	Yes	Yes
Door	Glass Door with S.S. Door Frame Seamless S.S. Door Frame Option Borderless glass option Option	Glass Door with S.S. Door Frame Seamless S.S. Door Frame Option Borderless glass option Option	Glass Door with S.S. Door Frame Seamless S.S. Door Frame Option Borderless glass option Option
Lock	Yes	Yes	Yes
Handle	Yes	Yes	Yes
Temp. Control	Digital with Touch Panel	Digital with Touch Panel	Digital with Touch Panel
Light	Yes	Yes	Yes
Shelf	5 Wood Shelves	5 Wood Shelves	5 Wood Shelves
DIMENSIONS			
H x W x D	865 H x 378 W x 600 D mm 34.1" H x 14.9" W x 23.6" D	865 H x 378 W x 600 D mm 34.1" H x 14.9" W x 23.6" D	820-885 H x 595 W x 575 D mm 32.3"-34"H x 23.4" W x 22.6" D
Net Weight	34 Kgs / 76 Lbs	34 Kgs / 76 Lbs	39Kgs / 86Lbs
Container Quantity 40'HQ	219	219	162
APPROVAL	ETL CETL CE CB DOE2017 ROHS SAA MEPS GS REACH SVHC POP WEEE PAHS FSC CCC		



Wine Fridge - Undercounter Built-In

Features

- True Compressor-Driven Refrigerators
- Stable Temperature Maintain
- Anti-Vibration System, Quiet Operation
- UV Free Light, UV Filtered Glass
- Patented 50% - 80% Humidity
- Shelving System Suitable for All Types of Wine Bottles
- Digital Controller with Temperature Display
- Reversible Door
- Built-In Design, Zero Clearance Hinge System
- Recessed and Height Adjustable Plinth Grill
- Lighting on Upon Door Open; Dimming-On / Off
- Audible Door Alarm when Left Open

Options (Subject to Model)

- Door Frame Options: Seamless Stainless Steel, Borderless Glass, Etc
- Very Low Noise Level 39 dB(A)
- Push-to-Open Door Mechanism
- Touch Screen Control on Front Glass
- Dual / Triple Temp. Zone; Independently Controlled Temp.
- Patented Sliding Saddle Shelf System Fitting Every Size Bottle
- Charcoal Filter
- Telescopic Rolling Shelves
- Door Panel Integrated with Furniture
- Retaining Bracket to Keep Cabinet Totally Fixed
- Beverage Centre Setup
- WiFi Apps
- Extra Sensor, Double Security for Temperature



MODEL	SC-145WD	SC-120WD	SC-180W2D
Description	46 Bottles Dual Zone Wine Fridge	40 Bottles Dual Zone Wine Fridge	68 Bottles Dual Zone Slimline Wine Fridge
CAPACITY			
Net Litres / CU.FT Fresh Food	128L / 4.5CU.FT	120L / 4.2CU.FT	180L / 6.4CU.FT
Easy MAX.	52 Bottles	40 Bottles	68 Bottles
	52 Bottles	40 Bottles	68 Bottles
PERFORMANCE			
Temp.Range	Upper: 4 to 22°C / 39 to 72°F	Right Zone: 4 to 22°C / 39 to 72°F	Right Zone: 0 to 22°C / 32 to 72°F
Energy Consumption	Lower: 12 to 22°C / 54 to 72°F	Left Zone: 4 to 22°C / 39 to 72°F	Left Zone: 4 to 22°C / 39 to 72°F
ENERGY RATING			
ERP(EU)	G	G	G
MEPS(OZ)	-	-	-
DOE(US)	DOE	DOE	DOE
FEATURES			
Climate Type	N-T	N-T	N-T
Refrigerant	R600a	R600a	R600a
Built-In Door	Yes	Yes	Yes
	Glass Door with S.S. Door Frame	Glass Door with S.S. Door Frame	Glass Door with S.S. Door Frame
	Seamless S.S. Door Frame Option	Seamless S.S. Door Frame Option	Seamless S.S. Door Frame Option
	Borderless glass option	Borderless glass option	Borderless glass option
	Option	Option	Option
Lock Handle	Recessed	Yes	Yes
Temp. Control	Digital with Touch Panel	Digital with Touch Panel	Digital with Touch Panel
Light Shelf	Yes	Yes	Yes
	5 Wooden Shelves	10 Wooden Shelves	10 Wooden Shelves
DIMENSIONS			
H x W x D	820-885 H x 595 W x 575 D mm	820-865 H x 595 W x 575 D mm	865 H x 750 W x 600 D mm
	32.3"-34" H x 23.4" W x 22.6" D	32.3"-34" H x 23.4" W x 22.6" D	34"H x 29.5" W x 23.6" D
Net Weight	41 Kgs / 90 Lbs	42 Kgs / 93 Lbs	57.6Kgs / 127Lbs
Container Quantity 40'HQ	162	162	112

APPROVAL ETL CETL CE CB DOE2017 ROHS SAA MEPS GS REACH SVHC POP WEEE PAHS FSC CCC

Wine

Wine Fridge - Undercounter Built-In

Features

- True Compressor-Driven Refrigerators
- Stable Temperature Maintain
- Anti-Vibration System, Quiet Operation
- UV Free Light, UV Filtered Glass
- Patented 50% - 80% Humidity
- Shelving System Suitable for All Types of Wine Bottles
- Digital Controller with Temperature Display
- Reversible Door
- Built-In Design, Zero Clearance Hinge System
- Recessed and Height Adjustable Plinth Grill
- Lighting on Upon Door Open; Dimming-On / Off
- Audible Door Alarm when Left Open

Options (Subject to Model)

- Door Frame Options: Seamless Stainless Steel, Borderless Glass, Etc
- Very Low Noise Level 39 dB(A)
- Push-to-Open Door Mechanism
- Touch Screen Control on Front Glass
- Dual / Triple Temp. Zone; Independently Controlled Temp.
- Patented Sliding Saddle Shelf System Fitting Every Size Bottle
- Charcoal Filter
- Telescopic Rolling Shelves
- Door Panel Integrated with Furniture
- Retaining Bracket to Keep Cabinet Totally Fixed
- Beverage Centre Setup
- WiFi Apps
- Extra Sensor, Double Security for Temperature



UPPER ZONE: WINE



LOWER ZONE: BEVERAGE

MODEL	DSC-145	DBC-145
Description	43 Bottle Dual Zone Wine and Beverage Fridge	Dual Zone Double Drawer Wine & Beverage Fridge
CAPACITY		
Net Litres / CU.FT Fresh Food	128L / 4.5CU.FT	128L / 4.5CU.FT
Easy MAX.	43 Bottles + 60 cans 43 Bottles	22 Bottles + 60 cans 22 Bottles
PERFORMANCE		
Temp.Range	Upper Zone: 4 to 12°C / 39 to 54°F Lower: 12 to 22°C / 54 to 72°F	Upper Zone: 0 to 12°C / 32 to 54°F Lower: 12 to 22°C / 54 to 72°F
ENERGY RATING		
ERP(EU)	G	F/G
MEPS(OZ)	-	-
DOE(US)	DOE	DOE
FEATURES		
Climate Type	N-T	N-T
Refrigerant	R600a	R600a
Built-In	Yes	Yes
Door	Glass Door with S.S. Door Frame Seamless S.S. Door Frame Option Borderless glass option Option	S.S. Solid Door 2 Drawers with Soft Self Closing -
Lock	Option	No
Handle	Yes	Yes
Temp. Control	Digital with Touch Panel	Digital with Touch Panel
Light	Yes	Yes
Shelf	3 Wood Shelves	3 Wood Shelves
DIMENSIONS		
H x W x D	820-865 H x 595 W x 575 D mm 32.3"-34"H x 23.4" W x 23.6" D	820-865 H x 595 W x 575 D mm 32.3"-34"H x 23.4" W x 23.6" D
Net Weight	56 Kgs / 124 Lbs	50 Kgs / 110Lbs
Container Quantity 40' HQ	162	162
APPROVAL	ETL CETL CE CB DOE2017 ROHS SAA MEPS GS REACH SVHC POP WEEE PAHS FSC CCC	

Wine Fridge - Upright Wine Cellar

Features

- True Compressor-Driven Refrigerators
- Stable Temperature Maintain
- Anti-Vibration System, Quiet Operation
- UV Free Light, UV Filtered Glass
- 50% - 80% Humidity
- Shelving System Suitable for All Types of Wine Bottles
- Digital Controller with Temperature Display
- Reversible Door

Options (Subject to Model)

- Door Frame Options: Seamless Stainless Steel, Borderless Glass, Etc Very Low Noise Level 39 dB(A)
- Push-to-Open Door Mechanism
- Lighting on Upon Door Open; Dimming - On / Off
- Audible Door Alarm when Left Open
- Touch Screen Control on Front Glass
- Dual / Triple Temp. Zone; Independently Controlled Temp.
- Patented Sliding Saddle Shelf System Fitting Every Size Bottle
- Charcoal Filter

SC-140W



NEW



NEW



MODEL	SC-140	SC-270W
Description	46 Bottles Free Standing Wine Fridge	122 Bottles Free Standing Wine Fridge
CAPACITY		
Net Litres / CU.FT Fresh Food	138L / 4.9CU.FT	290L / 10.2CU.FT
Easy MAX.	46 Bottles	122 Bottles
	46 Bottles	122 Bottles
PERFORMANCE		
Temp.Range	4 to 22°C / 39 to 72°F	4 to 22°C / 32 to 72°F
ENERGY RATING		
ERP(EU)	G	G
MEPS(OZ)	-	-
DOE(US)	DOE	DOE
FEATURES		
Climate Type	N-T	N-T
Refrigerant	R600a	R600a
Door	Glass Door with S.S. Door Frame Seamless S.S. Door Frame Option Borderless glass option Option	S.S. Solid Door 2 Drawers with Soft Self Closing -
Lock	Option	No
Handle	Yes	Yes
Temp. Control	Digital with Touch Panel	Digital with Touch Panel
Light	Yes	Yes
Shelf	Wood Shelves	Wood Shelves
DIMENSIONS		
H x W x D	1260 H x 420 W x 450 D mm 49.6" H x 16.5" W x 17.7" D	1483 H x 580 W x 642 D mm 54.7" H x 23.4" W x 26.7" D
Net Weight	N / A	50 Kgs / 110Lbs
Container Quantity 40'HQ	138	60

APPROVAL **ETL** **CETL** **CE** **CB** **DOE2017** **ROHS** **SAA** **MEPS** **GS** **REACH** **SVHC** **POP** **WEEE** **PAHS** **FSC** **CCC**

HICK

SC-430W

Wine Fridge - Upright Wine Cellar

Features

- True Compressor-Driven Refrigerators
- Stable Temperature Maintain
- Anti-Vibration System, Quiet Operation
- Uv Free Light, UV Filtered Glass
- 50% - 80% Humidity
- Shelving System Suitable for All Types of Wine Bottles
- Digital Controller with Temperature Display
- Reversible Door

Options (Subject to Model)

- Door Frame Options: Seamless Stainless Steel, Borderless Glass, Etc Very Low Noise Level 39 dB(A)
- Push-to-Open Door Mechanism
- Lighting on Upon Door Open; Dimming - On / Off
- Audible Door Alarm when Left Open
- Touch Screen Control on Front Glass
- Dual / Triple Temp. Zone; Independently Controlled Temp.
- Patented Sliding Saddle Shelf System Fitting Every Size Bottle
- Charcoal Filter

NEW



MODEL	SC-430	SC-430WD	SC-500
Description	178 Bottles Single Zone Wine Fridge	174 Bottles Dual Zone Wine Fridge	118 Bottles Dual Zone Double Door Wine Fridge
CAPACITY			
Net Litres / CU.FT Fresh Food	445L / 15.7CU.FT	430L / 15.2CU.FT	488L / 17.2CU.FT
Easy	178 Bottles	174 Bottles	118 Bottles
MAX.	178 Bottles	174 Bottles	118 Bottles
PERFORMANCE			
Temp.Range	4 to 22°C / 39 to 72°F N / A	Upper Zone: 4 to 12°C / 39 to 54°F Lower Zone: 12 to 22°C / 54 to 72°F	Left zone: 4 to 22°C / 39 to 72°F Right zone: 4 to 22°C / 39 to 72°F
ENERGY RATING			
ERP(EU)	G	G	G
MEPS(OZ)	-	-	-
DOE(US)	DOE	DOE	DOE
FEATURES			
Climate Type	N-T	N-T	N-T
Refrigerant	R600a	R600a	R600a
Door	Glass Door with S.S. Door Frame Seamless S.S. Door Frame Option Borderless glass option Option	Glass Door with S.S. Door Frame Seamless S.S. Door Frame Option Borderless glass option Option	Glass Door with S.S. Door Frame Seamless S.S. Door Frame Option Borderless glass option Option
Lock	-	-	-
Handle	-	-	-
Temp. Control	Digital with Touch Panel	Digital with Touch Panel	Digital with Touch Panel
Light	Yes	Yes	Yes
Shelf	14 Wood Shelves	14 Wood Shelves	28 Wood Shelves
DIMENSIONS			
H x W x D	1762 H x 595 W x 680 D mm 69.7" H x 23.4" W x 26.8" D	1762 H x 595 W x 680 D mm 69.7" H x 23.4" W x 26.8" D	1848 H x 980 W x 535 D mm 72.8" H x 38.6" W x 21.1" D
Net Weight	N / A	92 Kgs / 203Lbs	120 Kgs / 264Lbs
Container Quantity 40'HQ	54	54	45
APPROVAL	ETL CETL CE CB DOE2017 ROHS SAA MEPS GS REACH SVHC POP WEEE PAHS FSC CCC		

Wine



Customized Wine Cellar

- 1 Demand docking**
Measure dimensions and select materials Complex customization and modification as required
- 2 Scheme determination**
Confirmation of graphic design Confirmation of final rendesigns
- 3 Cellar production**
Scheme confirmation Cellar production
- 4 Door installation**
Professional engineer on-site installation



Global joint insurance and after-sales care free



Milestones of HCK Outdoor/Indoor Fridge



HICK | OUTDOOR / INDOOR FRIDGE



Product Features



Ip24 Outdoor Rated



Sun Protection



Dust-Proof



Anti-Bacterial



Anti-Vibration



Food-Grade SUS 304



Stable Temperature Maintain



Triple Glazed Door Optional



Odourless



120° Door Open



Chrome Shelf



Three Layers of Heat-Insulating Sunscreen Glass



Digital Control



Highly Efficient Compressor



Built-In Lock



Air-Cooled and Frost-Free



Food-Grade SUS 304

Outdoor

Built-In



Options


- Black Stainless Steel / Black Borderless Glass
- Seamless Stainless Steel, Black Matte Metal
- Three Heights: 900mm / 870mm / 846mm



MODEL Description	C1-AF Single Door Alfresco	C2-AF Double Door Alfresco	C3B-AF Triple Door Alfresco
CAPACITY Net Litres / CU.FT 11.2 oz	118L / 4.2CU.FT 140 Cans	190L / 6.7CU.FT 163 Cans	307L / 10.8CU.FT 163 Cans
PERFORMANCE Temp. Range	0 to 22°C / 32 to 72°F	0 to 22°C / 32 to 72°F	0 to 22°C / 32 to 72°F
ENERGY RATING ERP(EU) MEPS(OZ) DOE(US)	E - DOE	E - DOE	E - DOE
FEATURES Climate Type Refrigerant Built-In Door Lock Handle Temp. Contro Light Shelf	N-T R600a Yes S.S. Glass Door Yes Yes Digital Yes 2 Chrome Shelves	N-T R600a Yes S.S. Glass Door Yes Yes Digital Yes 4 Chrome Shelves	N-T R600a Yes S.S. Glass Door Yes Yes Digital Yes 6 Chrome Shelves
DIMENSIONS H x W x D Nett Weight Container Quantity 40'HQ	846 H x 555 W x 496 D mm 33.3" H x 21.9" W x 19.5" D 34Kgs / 70Lbs 144	846 H x 865 W x 496 D mm 33.3" H x 34" W x 19.5" D 50Kgs / 110Lbs 100	846 H x 1350 W x 496 D mm 33.5" H x 53.3" W x 19.5" D 75Kgs / 165.3Lbs 66
APPROVAL	ETL CETL CE CB DOE2017 ROHS SAA MEPS GS REACH SVHC POP WEEE PAHS FSC CCC		

Patents

- Off-Line Anti-Radiation Glass Coating
- Cold Air Distribution System
- Smart Energy Saving System
- Self-Closing Hinge Design
- Anti-Vibration Tech
- Humidity Control Tech
- Anti-Bacteria NT Material
- 180 Degree Door Opening
- Glass Hang Shelf Design
- Flexible Wine Shelf
- One-Piece Metal Shaping Process
- Can Dispensing System



MODEL Description	C-2 Double Door Alfresco	SC-97-S Single Door Alfresco	SC-187-S Double Door Alfresco
CAPACITY Net Litres / CU.FT 11.2 oz	190L / 3.5CU.FT 102 Cans	97L / 3.5CU.FT 102 Cans	187L / 6.6CU.FT 198 Cans
PERFORMANCE Temp. Range	0 to 10°C / 32 to 72°F	0 to 22°C / 32 to 72°F	0 to 22°C / 32 to 72°F
ENERGY RATING ERP(EU) MEPS(OZ) DOE(US)	C - DOE	C - DOE	C - DOE
FEATURES Climate Type Refrigerant Built-In Door Lock Handle Temp. Contro Light Shelf	N-T R600a Yes Black Glass Door Yes Yes Digital Yes 2 Chrome Shelves	N-T R600a Yes Black Glass Door Yes Yes Digital Yes 2 Chrome Shelves	N-T R600a Yes Black Glass Door Yes Yes Digital Yes 4 Chrome Shelves
DIMENSIONS H x W x D Nett Weight Container Quantity 40'HQ	870 H x 865 W x 496 D mm 33.5" H x 19.7" W x 19.7" D 38Kgs / 83.8Lbs 252	835 H x 500 W x 500 D mm 33.5" H x 19.7" W x 19.7" D 38Kgs / 83.8Lbs 252	835 H x 900 W x 500 D mm 33.5" H x 35.4" W x 19.7" D 65Kgs / 143.3Lbs 144
APPROVAL	ETL CETL CE CB DOE2017 ROHS SAA MEPS GS REACH SVHC POP WEEE PAHS FSC CCC		

Outdoor

Under Bench

Designed for Outdoor Entertaining

- Withstands Extremes of Weather: Rainproof, High Temperature, and High Humidity
- Weatherproof Mechanism to Withstand that Sudden Shower
- Tropical Specification Suitable for All Markets
- UV-Safe Stainless Steel Manufacture
- Heat-reflective Glass helps Conserve Energy
- Front Venting Suits Both Built-In and Free Standing
- M1 Rated for Food / Dairy Storage
- Both Commercial & Residential
- Ip24, Protected from Touching by Fingers and Waterproof
- Built-In Design, Zero Clearance Hinge System
- Recessed and Height Adjustable Plinth Grill
- Lighting on Upon Door Open; Dimming - On / Off
- Audible Door Alarm when Left Open

Options

- Black Stainless Steel / Black Borderless Glass
- Seamless Stainless Steel, Black Matte Metal



MODEL	C-150	C-150-SD
Description	24"/ 60cm Outdoor Beverage Fridge	24"/ 60cm Outdoor Beverage Fridge
CAPACITY		
Net Litres / CU.FT	145L / 5.1CU.FT	145L / 5.1CU.FT
11.2 oz	161 Cans	161 Cans
PERFORMANCE		
Temp. Range	0 to 22°C / 32 to 72°F	0 to 22°C / 32 to 72°F
ENERGY RATING		
ERP(EU)	E	E
MEPS(OZ)	-	-
DOE(US)	DOE	DOE
FEATURES		
Climate Type	N-T	N-T
Refrigerant	R600a	R600a
Built-In	Yes	Yes
Door	S.S Glass Door with Self Closing	S.S. Solid Door with Self Closing
Lock	No	Yes
Handle	Yes	Yes
Temp. Contro	Digital	Digital Touch Panel
Light	Yes	Yes
Shelf	3 Black Wire Shelves	3 Black Wire Shelves
DIMENSIONS		
H x W x D	865 H x 600 W x 600 D mm 34" H x 23.6" W x 23.6" D	865 H x 600 W x 600 D mm 34" H x 23.6" W x 23.6" D
Nett Weight	42Kgs / 92.6Lbs	36.5Kgs / 80.5Lbs
Container Quantity 40'HQ	144	144

APPROVAL

Patents

- Off-Line Anti-Radiation Glass Coating
- Cold Air Distribution System
- Smart Energy Saving System
- Self-Closing Hinge Design
- Anti-Vibration Tech
- Humidity Control Tech
- Anti-Bacteria NT Material
- 180 Degree Door Opening
- Glass Hang Shelf Design
- Flexible Wine Shelf
- One-Piece Metal Shaping Process
- Can Dispensing System



MODEL	SC-120W2D	SC-180W2D
Description	24"/60cm Dual Zone Wine&Beverage Fridge	30"/75cm Dual Zone Wine&Beverage Fridge
CAPACITY		
Net Litres / CU.FT	120L / 4.2CU.FT	180L / 6.3CU.FT
11.2 oz Can	52 Cans + 21 Bottles	89 Cans + 34 Bottles
PERFORMANCE		
Temp. Range	Right Zone: 4 to 22°C / 39 to 72°F Left Zone: 4 to 22°C / 39 to 72°F	Right Zone: 4 to 22°C / 39 to 72°F Left Zone: 0 to 22°C / 32 to 72°F
ENERGY RATING		
ERP(EU)	-	-
MEPS(OZ)	-	-
DOE(US)	DOE	DOE
FEATURES		
Climate Type	N-T	N-T
Refrigerant	R600a	R600a
Built-In	Yes	Yes
Door	Glass Door With S.S. Door Frame	Left: Glass Door With S.S. Door Frame Right: S.S. solid door
Lock	Option	Yes
Handle	Yes	-
Temp. Contro	Digital with Touch Panel	Digital with touch panel
Light	Yes	Yes
Shelf	6 Wood Shelves + 3 wire shelves	6 Wood Shelves + 3 wire shelves
DIMENSIONS		
H x W x D	820-865 H x 595 W x 575 D mm 32.3"-34" H x 23.4" W x 23.4" D	865 H x 750 W x 600 D mm 34" H x 29.5" W x 23.6" D
Nett Weight	43.5kgs / 96Lbs	53Kgs / 116.8Lbs
Container Quantity 40'HQ	162	84

APPROVAL

Under Bench

Designed for Outdoor Entertaining

- Withstands Extremes of Weather: Rainproof, High Temperature, and High Humidity
- Weatherproof design
- Tropical Specification Suitable for All Markets
- UV-Safe Stainless Steel Manufacture
- Heat-reflective Glass helps Conserve Energy
- Front Venting Suits Both Built-In and Free Standing
- M1 Rated for Food / Dairy Storage
- Both Commercial & Residential
- Ip24, Protected from Touching by Fingers and Waterproof
- Zero Clearance Hinge System
- Recessed and Height Adjustable Plinth Grill
- Lighting on Upon Door Open; Dimming - On / Off
- Audible Door Alarm when Left Open

Options

- Black Stainless Steel / Black Borderless Glass
- Seamless Stainless Steel, Black Matte Metal



MODEL	SC-90	SC-145
Description	15"/ 38cm Outdoor Beverage Fridge	24"/ 60cm Outdoor Beverage Fridge
CAPACITY		
Net Litres / CU.FT	90L / 3.2CU.FT	142L / 5.0CU.FT
11.2 oz	89 Cans	161 Cans
PERFORMANCE		
Temp. Range	0 to 22°C / 32 to 72°F	0 to 22°C / 32 to 72°F
ENERGY RATING		
ERP(EU)	-	-
MEPS(OZ)	-	-
DOE(US)	DOE	DOE
FEATURES		
Climate Type	N-T	N-T
Refrigerant	R600a	R600a
Built-In	Yes	Yes
Door	S.S Glass Door with Self Closing	S.S. Solid Door with Self Closing
Lock	Yes	Yes
Handle	Yes	Yes
Temp. Contro	Digital Touch Panel	Digital Touch Panel
Light	Yes	Yes
Shelf	3 Black Wire Shelves	3 Black Wire Shelves
DIMENSIONS		
H x W x D	865 H x 378 W x 600 D mm 34" H x 14.9" W x 23.6" D	820-865 H x 595 W x 575 D mm 32.3"-34" H x 23.4" W x 22.6" D
Nett Weight	34.5Kgs / 76Lbs	40.5Kgs / 83.3Lbs
Container Quantity 40'HQ	219	162

APPROVAL ETL CETL CE CB DOE2017 ROHS SAA MEPS GS REACH SVHC POP WEEE PAHS FSC CCC

Patents

- ☉ Off-Line Anti-Radiation Glass Coating
- ☉ Cold Air Distribution System
- ☉ Smart Energy Saving System
- ☉ Self-Closing Hinge Design
- ☉ Anti-Vibration Tech
- ☉ Humidity Control Tech
- ☉ Anti-Bacteria NT Material
- ☉ 180 Degree Door Opening
- ☉ Glass Hang Shelf Design
- ☉ Flexible Wine Shelf
- ☉ One-Piece Metal Shaping Process
- ☉ Can Dispensing System



MODEL	BC-90	BC-145	BC-130
Description	15"/ 38 cm Outdoor Beverage Fridge	24"/ 60 cm Beverage Fridge	21"/ 54 cm Free Standing Beverage Fridge
CAPACITY			
Net Litres / CU.FT	90L / 3.2CU.FT	142L / 5.0CU.FT	115L / 4.1CU.FT
11.2 oz	89 Cans	161 Cans	156 Cans
PERFORMANCE			
Temp. Range	0 to 22°C / 32 to 72°F	0 to 22°C / 32 to 72°F	0 to 10°C / 32 to 50°F
ENERGY RATING			
ERP(EU)	E	E	E
MEPS(OZ)	-	-	-
DOE(US)	DOE	DOE	DOE
FEATURES			
Climate Type	N-T	N-T	N-T
Refrigerant	R600a	R600a	R600a
Built-In	Yes	Yes	No
Door	S.S. Solid Door with Self Closing	S.S. Solid Door with Self Closing	Solid Door
Lock	Yes	Yes	No
Handle	Yes	Yes	Recessed
Temp. Contro	Digital Touch Panel	Digital Touch Panel	Mechanical
Light	Yes	Yes	Yes
Shelf	3 Black Wire Shelves	3 Black Wire Shelves	3 Black Wire
DIMENSIONS			
H x W x D	865 H x 378 W x 600 D mm 34" H x 14.9" W x 23.6" D	820-865 H x 595 W x 585 D mm 32.3"-34" H x 23.4" W x 23" D	845 H x 540 W x 540 D mm 33.5" H x 21.3" W x 21.3" D
Nett Weight	31.5Kgs / 69.4Lbs	37Kgs / 81.6Lbs	26Kgs / 57.3Lbs
Container Quantity 40'HQ	219	162	238

APPROVAL ETL CETL CE CB DOE2017 ROHS SAA MEPS GS REACH SVHC POP WEEE PAHS FSC CCC



DSC-145

HCK

Drawer Fridges & Freezers - Product Features



Ip24 Outdoor Rated



Sun Protection



Dust-Proof



Anti-Bacterial



Anti-Vibration



Food-Grade SUS 304



Stable Temperature Maintain



Triple Glazed Door Optional




Odourless



120° Door Open



Chrome Shelf



Three Layers of Heat-Insulating Sunscreen Glass



Digital Control



Highly Efficient Compressor



Built-In Lock



Air-Cooled and Frost-Free



Food-Grade SUS 304

Drawer Fridges & Freezers

Designed for Outdoor Entertaining

- Withstands Extreme Weather: Rainproof, High Temperature, and High Humidity
- Weatherproof Mechanism to Withstand that Sudden Shower
- Tropical Specification Suitable for All Markets
- UV-Safe Stainless Steel Manufacture
- Heat-reflective Glass helps Conserve Energy
- Front Venting Suits Both Built-In and Free Standing
- M1 Rated for Food / Dairy Storage
- Both Commercial & Residential
- Ip24, Protected from Touching by Fingers and Waterproof
- Built-In Design, Zero Clearance Hinge System
- Recessed and Height Adjustable Plinth Grill
- Lighting on Upon Door Open; Dimming - On / Off
- Audible Door Alarm when Left Open

Options

- Black Stainless Steel / Black Borderless Glass
- Seamless Stainless Steel, Black Matte Metal



MODEL	D145	D150	D150D
Description	24"/ 60 cm Outdoor Drawer Fridge	24"/ 60 cm Outdoor Drawer Fridge	24"/ 60cm Outdoor Dual Zone Drawer Fridge
CAPACITY			
Net Litres / CU.FT	142L / 5.0CU.FT	145L / 5.1CU.FT	145L / 5.1CU.FT
11.2 oz	114 Cans	132 Cans	80 Cans + 20 Bottles
PERFORMANCE			
Temp. Range	0 to 22°C / 32 to 72°F	0 to 22°C / 32 to 72°F	Upper Drawer: 12 to 22°C / 54 to 72°F Lower Drawer: 0 to 10°C / 32 to 50°F
ENERGY RATING			
ERP(EU)	-	-	-
MEPS(OZ)	-	-	-
DOE(US)	DOE	DOE	DOE
FEATURES			
Climate Type	N-T	N-T	N-T
Refrigerant	R600a	R600a	R600a
Built-In	Yes	Yes	Yes
Door	S.S. Solid Door, 2 Drawers with Soft Self Closing	S.S. Solid Door, 2 Drawers with Soft Self Closing	S.S. Solid Door, 2 Drawers with Soft Self Closing
Lock	No	No	No
Handle	Yes	Yes	Yes
Temp. Contro	Digital Touch Panel	Digital	Electronic
Light	Yes	Yes	Yes
Shelf	Dividers Basket Option	Dividers Basket Option	Upper Drawer: 3 Wood Shelves Lower Drawer: Dividers Basket Option
DIMENSIONS			
H x W x D	820-865 H x 595 W x 585 D mm 32.3" -34" H x 23.4" W x 22.6" D	865 H x 600 W x 600 D mm 34" H x 23.6" W x 23.6" D	865 H x 600 W x 600 D mm 34" H x 23.6" W x 23.6" D
Nett Weight	51.5Kgs / 113.5Lbs	49Kgs / 108Lbs	51.5Kgs / 113.5Lbs
Container Quantity 40'HQ	162	144	144

APPROVAL ETL CETL CE CB DOE2017 ROHS SAA MEPS GS REACH SVHC POP WEEE PAHS FSC CCC

Patents

- ☑ Off-Line Anti-Radiation Glass Coating
- ☑ Cold Air Distribution System
- ☑ Smart Energy Saving System
- ☑ Self-Closing Hinge Design
- ☑ Anti-Vibration Tech
- ☑ Humidity Control Tech
- ☑ Anti-Bacteria NT Material
- ☑ 180 Degree Door Opening
- ☑ Glass Hang Shelf Design
- ☑ Flexible Wine Shelf
- ☑ One-Piece Metal Shaping Process
- ☑ Can Dispensing System



MODEL	DSC-145	D150-F	D150-FD
Description	43 Bottle Dual Zone Drawer Wine Fridge	24"/ 60cm Outdoor Drawer Freezer	24"/ 60cm Outdoor Dual Zone Drawer Fridge with Top Freezer
CAPACITY			
Net Litres / CU.FT	142L / 5.0CU.FT	100L / 3.5CU.FT	112L / 4.0CU.FT
11.2 oz	45 Bottles	-	-
PERFORMANCE			
Temp. Range	Upper : 4 to 12°C / 39 to 54°F Lower : 12 to 22°C / 54 to 72°F	Upper : -24 to -18°C / -11 to 0°F Lower : -24 to -18°C / -11 to 0°F	Upper : -24 to -18°C / -11 to 0°F Lower : 2 to 10°C / 36 to 50°F
ENERGY RATING			
ERP(EU)	-	-	-
MEPS(OZ)	-	-	-
DOE(US)	DOE	DOE	DOE
FEATURES			
Climate Type	N-T	N-T	N-T
Refrigerant	R600a	R600a	R600a
Built-In	Yes	Yes	Yes
Door	Glass Door with S.S. Door Frame	S.S. Solid Door with Self Closing	S.S. Solid Door, 2 Drawers with Self Closing
Lock	No	No	No
Handle	Yes	Yes	Yes
Temp. Contro	Digital with Touch Panel	Electronic	Electronic
Light	Yes	Yes	Yes
Shelf	3 Wood Shelves	Lower Drawer: Dividers Basket Option	Lower Drawer: Dividers Basket Option
DIMENSIONS			
H x W x D	820-865 H x 595 W x 575 D mm 32.3" -34" H x 23.4" W x 22.6" D	865 H x 600 W x 600 D mm 34" H x 23.6" W x 23.6" D	865 H x 600 W x 600 D mm 34" H x 23.6" W x 23.6" D
Nett Weight	55.5Kgs / 122.4Lbs	54Kgs / 119Lbs	54Kgs / 119Lbs
Container Quantity 40'HQ	162	144	144

APPROVAL ETL CETL CE CB DOE2017 ROHS SAA MEPS GS REACH SVHC POP WEEE PAHS FSC CCC



Kegeerator - Product Features



Ip24 Outdoor Rated



Sun Protection



Dust-Proof



Anti-Bacterial



Anti-Vibration



Food-Grade SUS 304



Stable Temperature Maintain



Triple Glazed Door Optional



Odourless



120° Door Open

Model: K90, K138, K188
Integrated Door Option



Extra Large Keg Storage Capacity



Cold Air Directed into Beer Tower

K188, BC-330RK
Full Size 1/2 Barrel (124 Pints) 1pc
Sixth Barrel Kegs, 1/6 Barrel (42 Pints) 3pcs



Outdoor

Kegeerator

Features (Subject to Model)

- Weather Proof Design, Outdoor use Capable
- Built-In Design
- Superior Cooling Performance
- Cold Air Directed Into Beer Tower
- DOE Consumer Compliant
- Frost-Free Operation
- Metal Liner, Reinforced Floor
- LED Interior Lighting
- Reversible Door
- Electronic Control with Temperature Display
- Complete Tap Kit
- 304 Grade Stainless Steel Door
- Castors Optional

Options

- Built-In or Easy-Moving Castors
- ADA Compliant



MODEL	K90	K138	SC-180W2D
Description	15"/38cm Built-in Kegeerator	24"/60cm Built-in Kegeerator	30"/75cm Side by Side Dual Zone Wine Refrigerator & Kegeerator
CAPACITY			
Net Litres / CU.FT	90L / 3.2CU.FT	138L / 4.87CU.FT	180L / 6.3CU.FT
PERFORMANCE			
Temp. Range	0 to 22°C / 32 to 72°F	0 to 22°C / 32 to 72°F	4°C to 22°C / 39° to 72°F 0°C to 22°C / 32° to 72°F
ENERGY RATING			
ERP(EU)	E	E	G
MEPS(OZ)	-	-	-
DOE(US)	DOE	DOE	DOE
FEATURES			
Climate Type	T	N-T	N-T
Refrigerant	R600a	R600a	R600a
Built-In	Yes	Yes	Yes
Door	S.S. Solid Door	S.S. Solid Door	S.S. Solid Door
Lock	Yes	No	No
Handle	Yes	Yes	Yes
Temp. Contro	Digital	Digital	Digital Touch Panel
Light	Yes	Yes	Yes
Shelf	Shelf Option	Shelf Option	5 Wood Shelves
DIMENSIONS			
H x W x D	865 H x 378 W x 600 D mm 34" H x 14.9" W x 23.6" D	828 H x 600 W x 600 D mm 32.7" H x 23.6" W x 23.6" D	865 H x 750 W x 600 D mm 34" H x 30" W x 23.6" D
Nett Weight	31.5Kgs / 69.4Lbs	45Kgs / 99.2Lbs	57.5Kgs / 126.8Lbs
Container Quantity 40'HQ	194	162	112

APPROVAL ETL CETL CE CB DOE2017 ROHS SAA MEPS GS REACH SVHC POP WEEE PAHS FSC CCC

Patents

- ☉ Off-Line Anti-Radiation Glass Coating
- ☉ Cold Air Distribution System
- ☉ Smart Energy Saving System
- ☉ Self-Closing Hinge Design
- ☉ Anti-Vibration Tech
- ☉ Humidity Control Tech
- ☉ Anti-Bacteria NT Material
- ☉ 180 Degree Door Opening
- ☉ Glass Hang Shelf Design
- ☉ Flexible Wine Shelf
- ☉ One-Piece Metal Shaping Process
- ☉ Can Dispensing System



MODEL	K185	K188	BC-330RK
Description	24"/60cm Freestanding Kegeerator	24"/60cm Built-in Kegeerator	Retro Kegeerator
CAPACITY			
Net Litres / CU.FT	185L / 6.5CU.FT	171L / 6.04CU.FT	281L / 9.9CU.FT
PERFORMANCE			
Temp. Range	0 to 10°C / 32 to 50°F	0 to 10°C / 32 to 50°F	Fridge: 0 to 10°C / 32 to 50°F Freezer: -15 to -25°C / 5 to -13°F
ENERGY RATING			
ERP(EU)	E	-	D
MEPS(OZ)	-	-	-
DOE(US)	DOE	DOE	DOE
FEATURES			
Climate Type	N-T	T	N-T
Refrigerant	R600a	R600a	R600a
Built-In	Yes	Yes	Yes
Door	S.S. Solid Door with Self Closing	S.S. Solid Door	S.S. Solid Door with Self Closing
Lock	Yes	Yes	Yes
Handle	Yes	Yes	Yes
Temp. Contro	Mechanical	Digital	Mechanical
Light	Yes	Yes	Yes
Shelf	Shelf Option	Shelf Option	Shelf Option
DIMENSIONS			
H x W x D	857 H x 605 W x 630 D mm 33.7" H x 23.8" W x 24.8" D	865 H x 605 W x 630 D mm 34" H x 23.8" W x 24.8" D	1524 H x 610 W x 620 D mm 60" H x 24" W x 24.4" D
Nett Weight	44Kgs / 97Lbs	55Kgs / 121Lbs	56Kgs / 123Lbs
Container Quantity 40'HQ	132	132	72

APPROVAL ETL CETL CE CB DOE2017 ROHS SAA MEPS GS REACH SVHC POP WEEE PAHS FSC CCC

Outdoor - Car & Camping Fridge



Outdoor - Car & Camping Fridge

Features

- Portable fridge-freezer, outdoor use capable.
- Telescopic retractable handle with caster for easy transportation.
- Vents on three sides to speed up heat dissipation and improve cooling efficiency.
- Built-in LED light makes it easy to take out what you want even in darkness.
- Superior cooling capacity, 30mins temperature down to 0C.
- Each refrigerator is equipped with a cigarette lighter and an adapter.
It can be used at home(110/240V) and (12V/24V) for camping, RV, truck, boat, etc.
- Safe lock ensure well sealing and safe transportation.
- 48 hours retention time without power.

NEW



CC/CD-16L
16.5L car fridge

NEW



CC/CD-25L
25L car fridge

MODEL

Description

CAPACITY

Net Litres / CU.FT
11.2 oz

16.5L / 0.57CU.FT
30 Cans

25L / 0.89CU.FT
60 Cans

PERFORMANCE

Temp. Range

-20 to 15°C / -4 to 59°F

-20 to 15°C / -4 to 59°F

ENERGY RATING

ERP(EU)
MEPS(OZ)
DOE(US)

-
-
DOE

-
-
DOE

FEATURES

Climate Type
Door
Lock
Handle
Temp. Contro
Light
Shelf

T
Solid Door
Yes
Yes
Digital
Yes
-

T
Solid Door
Yes
Yes
Digital
Yes
-

DIMENSIONS

H x W x D

336 H x 355 W x 600 D mm
13.2" H x 14" W x 23.6" D

450 H x 355 W x 600 D mm
17.7" H x 14" W x 23.6" D

Nett Weight
Container Quantity 40'HQ

12Kgs / 26.5Lbs
445

18Kgs / 39.7Lbs
-

Beverage Glass Door

Branding Options:



Wood Branding



Prism Graphic



Rounded Frameless Door with Impact Illumination



Full Glass Door Frame Branding



Prism Graphic Cyberpunk



Features (Subject to Model)

- ERP E Energy Rating
- True Compressor-Driven Refrigerators
- Adjustable Thermostat
- Wire Shelf / Shelves
- Compact, Quiet and Energy Efficient: Perfect for Impulse Sales
- Branding Available
- M1 Rated for Food / Dairy Storage
- 99.9% Nano-Antibacterial Material

Options (Subject to Model)

- Sub-Zero -5°C / 23°F
- Commercial Specifications Up to Coke Conditions
- Fan-Assisted Fast Pull-Down Time for Fast Moving Lines Such as Chocolate Snacks and Soft Drinks

Beverage Sub-Zero



SC-46ZZ



SC-70ZZ



SC-98ZZ
CYBERPUNK

MODEL	SC-46ZZ	SC-70ZZ	SC-98ZZ
Description			
Capacity			
Net Litres / CU.FT	38L / 1.3CU.FT	58L / 2.0CU.FT	88L / 3.1CU.FT
12 oz Can	60 Cans	80 Cans	105 Cans
Performance			
Temp. Range	-5 to 22°C / 23 to 72°F	-5 to 22°C / 23 to 72°F	-5 to 22°C / 23 to 72°F
Features			
Climate Type	N-T	N-T	T
Refrigerant	R600a	R600a	R600a
Door	Glass Door	Glass Door	Glass Door
Lock	Option	Option	Option
Handle	Option	Option	Option
Temp. Control	Digital	Digital	Touch Panel
Light	Option	Option	Option
Shelf	1 Black Wire	3 Black Wire	4 Black Wire
Dimensions			
H x W x D	515 H x 430 W x 495 D mm 20.3" H x 16.9" W x 19.5" D	690 H x 430 W x 495 D mm 27.2" H x 16.9" W x 19.5" D	847 H x 470 W x 492 D mm 33.3" H x 18.5" W x 19.4" D
Nett Weight	20.5Kgs / 45.2Lbs	27.5Kgs / 60.6Lbs	30Kgs / 66.1Lbs
Container Quantity 40'HQ	460	345	276

Approval **ETL** **CETL** **CE** **CB** **DOE 2017** **ROHS** **SAA** **MEPS** **GS** **REACH** **SVHC** **POP** **WEEE** **PAHS** **FSC** **CCC**



EX-108B



SC-130ZZ



SC-130ZZ

MODEL	EX-108B	SC-130ZZ	SC-130ZZ
Capacity			
Net Litres / CU.FT	100L / 3.5CU.FT	119L / 4.2CU.FT	119L / 4.2CU.FT
12 oz Can	120 Cans	163 Cans	163 Cans
Performance			
Temp. Range	-5 to 22°C / 23 to 72°F	-5 to 22°C / 23 to 72°F	-5 to 22°C / 23 to 72°F
Features			
Climate Type	N-T	N-T	N-T
Refrigerant	R600a	R600a	R600a
Door	Glass Door	Glass Door	Glass Door
Lock	No	Option	Option
Handle	No	Option	Option
Temp. Control	Touch Panel on Door	Touch Panel	Touch Panel
Light	Yes	Yes	Yes
Shelf	3 Black Wire	4 Black Wire	4 Black Wire
Dimensions			
H x W x D	850 H x 560 W x 526 D mm 33.4" H x 22" W x 20.7" D	853 H x 540 W x 568 D mm 33.5" H x 21.2" W x 22.3" D	853 H x 540 W x 568 D mm 33.5" H x 21.2" W x 22.3" D
Nett Weight	40Kgs / 88.2Lbs	33Kgs / 72.7Lbs	33Kgs / 72.7Lbs
Container Quantity 40'HQ	227	220	220

Approval **ETL** **CETL** **CE** **CB** **DOE 2017** **ROHS** **SAA** **MEPS** **GS** **REACH** **SVHC** **POP** **WEEE** **PAHS** **FSC** **CCC**

Beverage Standard



SC-23ST



SC-35A



SC-46ST

MODEL	SC-23ST	SC-35A	SC-46ST
Capacity			
Net Litres / CU.FT	23L / 0.8CU.FT	32L / 1.1CU.FT	48L / 1.7CU.FT
12 oz Can	24 Cans	50 Cans	50 Cans
Performance			
Temp. Range	0 to 10°C / 32 to 50°F	0 to 10°C / 32 to 50°F	0 to 10°C / 32 to 50°F
Features			
Climate Type	N-T	N-T	N-T
Refrigerant	R600a	R600a	R600a
Door	Glass Door	Glass Door	Glass Door
Lock	Option	Option	Option
Handle	Option	Option	Option
Temp. Control	Mechanical	Mechanical	Mechanical
Light	Option	Option	Option
Shelf	1 Black Wire	1 Black Wire	1 Black Wire
Dimensions			
H x W x D	500 H x 350 W x 440 D mm 19.7" H x 13.8" W x 17.3" D	635 H x 430 W x 382 D mm 25" H x 16.9" W x 15" D	510 H x 430 W x 495 D mm 20.1" H x 16.9" W x 19.5" D
Nett Weight	15Kgs / 33Lbs	18Kgs / 39.6Lbs	18.5Kgs / 40.8Lbs
Container Quantity 40'HQ	580	393	573

Approval **ETL** **CETL** **CE** **CB** **DOE 2017** **ROHS** **SAA** **MEPS** **GS** **REACH** **SVHC** **POP** **WEEE** **PAHS** **FSC** **CCC**



SC-70ST



SC-98ST



SC-130ST

MODEL	SC-70ST	SC-98ST	SC-130ST
Capacity			
Net Litres / CU.FT	70L / 2.4CU.FT	98L / 3.5CU.FT	115L / 4.1CU.FT
12 oz Can	80 Cans	105 Cans	158 Cans
Performance			
Temp. Range	0 to 10°C / 32 to 50°F	0 to 10°C / 32 to 50°F	0 to 10°C / 32 to 50°F
Features			
Climate Type	N-T	N-T	N-T
Refrigerant	R600a	R600a	R600a
Door	Glass Door	Glass Door	Glass Door
Lock	Option	Option	Option
Handle	Option	Option	Option
Temp. Control	Mechanical	Mechanical	Mechanical / Touch Panel
Light	Option	Yes	Yes
Shelf	3 Black Wire	4 Black Wire	4 Black Wire, 1 Bottom Bracket
Dimensions			
H x W x D	690 H x 430 W x 495 D mm 27.2" H x 16.9" W x 19.5" D	840 H x 470 W x 492 D mm 33.3" H x 18.5" W x 19.4" D	845 H x 540 W x 568 D mm 33.3" H x 21.3" W x 22.4" D
Nett Weight	21.5Kgs / 47.4Lbs	30Kgs / 66.1Lbs	32Kgs / 70.5Lbs
Container Quantity 40'HQ	345	276	238

Approval **ETL** **CETL** **CE** **CB** **DOE 2017** **ROHS** **SAA** **MEPS** **GS** **REACH** **SVHC** **POP** **WEEE** **PAHS** **FSC** **CCC**

Beverage Fridge - HCK Iconic



SC-46RG



SC-70RG



SC-130RG


MODEL	SC-46RG	SC-70RG	SC-130RG
Capacity			
Net Litres / CU.FT	48L / 1.7CU.FT	70L / 2.4CU.FT	115L / 4.1CU.FT
12 oz Can	50 Cans	80 Cans	162 Cans
Performance			
Temp. Range	0 to 10°C / 32 to 50°F	0 to 10°C / 32 to 50°F	0 to 10°C / 32 to 50°F
Features			
Climate Type	N-T	N-T	N-T
Refrigerant	R600a	R600a	R600a
Door	Glass Door, Plastic Door Frame	Glass Door, Plastic Door Frame	Glass Door, Plastic Door Frame
Temp. Control	Mechanical Standard Digital with Touch Panel Option	Mechanical Standard Digital with Touch Panel Option	Mechanical Standard Digital with Touch Panel Option
Light	Option	Option	Yes
Shelf	1 Black Wire	3 Wire Shelves	3 Glass Shelves, 1 Bottom Bracket
Dimensions			
H x W x D	500 H x 440 W x 475 D mm 19.7" H x 17.3" W x 18.7" D	680 H x 440 W x 475 D mm 26.7" H x 17.3" W x 18.7" D	835 H x 550 W x 555 D mm 32.9" H x 21.7" W x 21.8" D
Nett Weight	17Kgs / 37Lbs	22Kgs / 48.5Lbs	31Kgs / 68Lbs
Container Quantity 40'HQ	573	345	238

Approval

ETL GETL CE CB DOE 2017 ROHS SAA MEPS GS REACH SVHC POP WEEE PAHS FSC CCC



SC-130RD-S
WITH FREEZER BOX



SC-208R
430MM ULTRA THIN DEPTH



SC-330RD-S
430MM ULTRA THIN DEPTH

NEW

MODEL	SC-130RD-S	SC-208R	SC-330RD-S
Description	WITH FREEZER BOX	430MM ULTRA THIN DEPTH	430MM ULTRA THIN DEPTH
Capacity			
Net Litres / CU.FT	115L / 4.1CU.FT	208L / 7.3CU.FT	220L / 7.3CU.FT
Frozen Food	15L / 0.53CU.FT		23L / 7.3CU.FT
12 oz Can	66 Cans	245 Cans	245 Cans
Performance			
Temp. Range	2 to 14°C / 35 to 57°F	0 to 22°C / 32 to 72°F	2 to 14°C / 35 to 57°F
Frozen	-22 to -10°C / -8 to 14°F		-22 to -10°C / -8 to 14°F
Features			
Climate Type	N-T	N-T	N-T
Refrigerant	R600a	R600a	R600a
Door	Glass Door, Plastic Door Frame	Glass Door, Plastic Door Frame	Glass Door, Plastic Door Frame
Temp. Control	Digital with Touch Panel	Digital with Touch Panel	Digital with Touch Panel
Light	Yes	Yes	Yes
Shelf	3 Wire Shelves, 1 Bottom Bracket	5 Wire Shelves	5 Wire Shelves
Dimensions			
H x W x D	835 H x 550 W x 555 D mm 33" H x 21.7" W x 21.8" D	1524 H x 610 W x 430 D mm 60" H x 24" W x 16.9" D	1524 H x 610 W x 562 D mm 60" H x 24" W x 22.1" D
Nett Weight	39Kgs / 86Lbs	58Kgs / 127.8Lbs	68Kgs / 149.9Lbs
Container Quantity 40'HQ	238	106	72

Approval

ETL GETL CE CB DOE 2017 ROHS SAA MEPS GS REACH SVHC POP WEEE PAHS FSC CCC



Features

- Reversible Door for Left / Right Open
- 4 Different Size to Suit Your Home
- Household and Commercial Approval
- 99.9% Anti-Bacterial Liner
- Adjustable Thermostat
- Double Clear Glass
- Wire Shelves

Options (Subject to Model)

- Triple Glass / LOW-E Glass
- Digital Control
- Glass Shelves

Backbar Undercounter Bottle Chillers

Features

- Built-In Design, Front Ventilation
- Pressure Injected Foam Insulation
The Maximum Possible Insulation Ensures Lowest Possible Energy Wastage and Increases the Compressor's Lifespan
- Self Closing Doors. Minimises Temperature Disturbance and Escape of Cold Air
- Fan Assisted Cooling, Ensures Even Temperature Spread Inside of the Chiller and Quicker Pull Down Times
- Solid Construction. Ensures Longer Life Under Heavy Usage
- Digital Temperature Display
- Double-Glazed Glass Door(S) for Energy Efficiency and Maximum Visibility
- Interior LED Lights
- Automatic Defrost with Self-Evaporating Drip Tray
- Integral Locks Fitted as Standard. Allows Cabinet Security when Needed
- Fully Adjustable Shelves Every 11mm, Provides the Maximum Number of Merchandising Options, Irrespective of Differences in Pack Sizes
- M1 Rated for Food / Dairy Storage
- ECA Approved

Options

- Three Heights: 900mm / 870mm / 850mm
- Energy Management System



C1

C2
SLIDING DOORS OPTION

C3
SLIDING DOORS OPTION

MODEL	C1
Description	SINGLE DOOR BACKBAR CHILLER
Capacity	
Net Litres / CU.FT	118L / 4.2CU.FT
Performance	
Temp. Range	0 to 10°C / 32 to 50°F
Power Input	125W
Features	
Temp. Control	Electronic
Shelf	2 Shelves
Dimensions	
H x W x D (Excl. Handle)	870-900 H x 555 W x 500 D mm 34.3"-35.4" H x 21.9" W x 20.5" D
Nett Weight	46.2Kgs / 101.9Lbs
Container Quantity 40'HQ	144

Approval **ETL** **CETL** **CE** **CB** **DOE 2017** **ROHS** **SAA** **MEPS** **GS** **REACH** **SVHC** **POP** **WEEE** **PAHS** **FSC** **CCC**

MODEL	C2	C3
Description	DOUBLE DOOR BACKBAR CHILLER	TRIPLE DOOR BACKBAR CHILLER
Capacity		
Net Litres / CU.FT	190L / 6.5CU.FT	307L / 10.8CU.FT
Performance		
Temp. Range	0 to 10°C / 32 to 50°F	0 to 10°C / 32 to 50°F
Power Input	155W	225W
Features		
Temp. Control	Electronic	Electronic
Shelf	4 Shelves	6 Shelves
Dimensions		
H x W x D (Excl. Handle)	870-900 H x 870 W x 500 D mm 34.3"-35.4" H x 34.3" W x 20.5" D	870-900 H x 1350 W x 500 D mm 34.3"-35.4" H x 53.3" W x 20.5" D
Nett Weight	62.4Kgs / 137Lbs	88.6Kgs / 195.3Lbs
Container Quantity 40'HQ	100	66

Approval **ETL** **CETL** **CE** **CB** **DOE 2017** **ROHS** **SAA** **MEPS** **GS** **REACH** **SVHC** **POP** **WEEE** **PAHS** **FSC** **CCC**



Save Beer Colder than Ice Itself

Nothing is More Refreshing than a Frosted Beer, and the HCK Sub-Zero can Dispense Product as AS LOW AS MINUS -3°C / 27°F

All Models Feature Super-Spec Compressor and Fans to Blast-Chill Bottled Beers and Glasses. The Interior is Manufactured from Hygienic Stainless Steel for Ultra Cool Looks, and the Extra-Large Display Announces from a Distance that Truly Frosted Beer is Ready.



Available with All HCK Bottle Fridge Models



Intelligent Vending Fridge

New Era of Vending

- No Cash Involved: Payment APP / Credit Card
- Rfid / Visual / Weight Technology
- Door Open by Scanning Code, Automatic Pay Upon Door Closing
- Suitable for Vending All Products
- Consumer is Able to Feel and Choose before Purchase



Save Up to 40% On Energy Costs

ULTRA-EFFICIENT
EXTENDED RANGE



Energy Management System

HCK Intelligenza Can Help You Turn the Clock Back on Rising Power Costs. HCK Intelligenza is a Brilliant New Energy Management System that Continually Balances Performance to Usage, So Every Kilowatt goes to Chilling Stock. Not Warming Your Premises.

The Top-Selling C5 Intelligenza, for Example, can Offer a 40% Energy Saving Compared to the Standard Model.* It Gets Better: Reduction in Wear Means Operating Life is Extended and its Initial Cost can be Lower than Old-Tech Competitors.

Energy Consumption (kW.h / 24h)

C2-INT Double Door Undercounter	1.7
C5-INT Single Door Upright	2.0
C6-INT Extra Width Single Door Upright	3.0
C7-INT Extra Compact Double Door Upright	4.9
C8-INT Compact Double Door Upright	5.6
C10-INT Mega Double Door Upright	5.34

* HCK Test Data Calculated on HCK C5 Intelligenza Average Power Consumption of 2kW.h / 24h when Fitted with LED Lights and R290 Gas in Test Conditions of Repeated Door Openings. T&CS Apply. Figures Dependent on Individual Site Conditions, Ambient Temperature and Condition of Location.

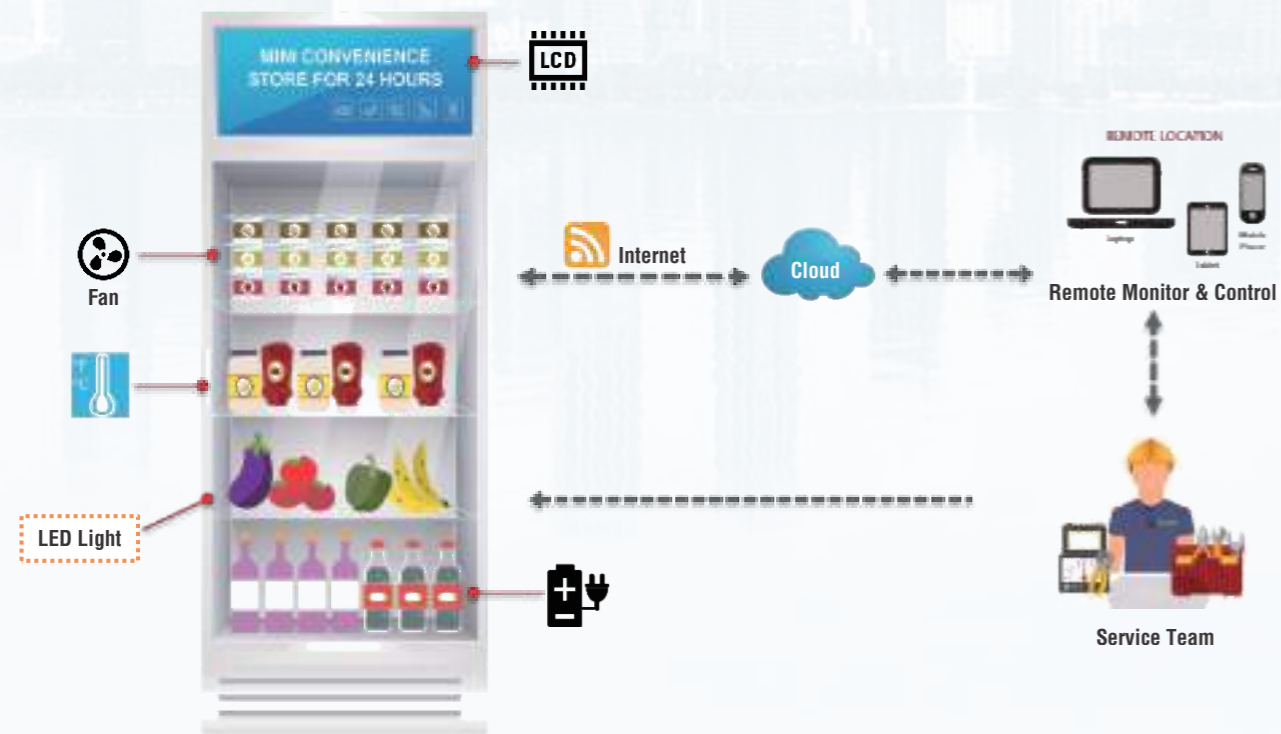
Intelligent Vending

Features

- No Cash Involved: Payment APP / Credit Card
- RFID
- Door Open by Scanning Code, Automatic Pay Upon Door Closing
- Suitable for Vending All Products
- Consumer is able to Feel and Choose before Purchase



Touch Pad Option



MODEL

Description

C61

SINGLE DOOR FRIDGE

Capacity

Net Litres / CU.FT

525L / 18.5CU.FT

Performance

Temp. Range

0 to 10°C / 32 to 50°F

Features

Refrigerant
Temp. Control
Shelf

R600a / R290
Mechanical / Electronic
5 Shelves

Dimensions

H x W x D (Excl. Handle)

1998 H x 710 W x 690 D mm
78.7" H x 28" W x 27.2" D

Nett Weight

Container Quantity 40'HQ

116Kgs / 255.7Lbs
45

Approval

ETL CETL CE CB DOE 2017 ROHS SAA MEPS GS REACH SVHC POP WEEE PAHS FSC CCC

Smart Upright Fridge

Features

- Camera Identification System to Help to Collect Market Information.
- Borderless Glass Door, Maximum Visual Area, Branding Optional.
- Positioning Function.
- No Frost Cooling System.
- Fan Assisted Cooling, Ensures Even Temperature Spread Inside of the Chiller and Quicker Pull Down Times
- Self Closing Door(S), Minimises Temperature Disturbance and Escape of Cold Air, Ultra Energy Saving.
- Integral Lock(S) Fitted as Standard.
- Pressure Injected Foam Insulation. The Maximum Possible Insulation Ensures Lowest Possible Energy Wastage and Increases the Compressor's Lifespan.
- Mechanical Temperature Controller
- Double-Glazed Glass Door(S) for Energy Efficiency and Maximum Visibility.
- Fully Adjustable Shelves Every 11mm.
- Provides the Maximum Number of Merchandising Options, Irrespective of Differences in Pack Sizes.
- Full-Length Led Lights.
- Auto Defrost with Self-Evaporating Drip Tray.
- M1 Rated for Food / Dairy Storage
- ECA Approved, ERP 2021.



C700-JV



Commercial

MODEL	SC-700-JV
Description	SMART FRIDGE
Capacity	
Net Litres / CU.FT	737L / 26.1CU.FT
Performance	
Temp. Range	0 to 10°C / 32 to 50°F
Features	
Refrigerant	R290
Temp. Control	Mechanical / Electronic
Shelf	4 Shelves
Dimensions	
H x W x D (Excl. Handle)	2137 H x 885 W x 719 D mm 85.1" H x 34.8" W x 28.3" D
Nett Weight	143Kgs / 315.22Lbs
Container Quantity 40'HQ	36

Approval ETL CETL CE CB DOE 2017 ROHS SAA MEPS GS REACH SVHC POP WEEE PAHS FSC CCC

6 Capabilities of Smart Fridge

- Real-Time Monitoring of Drink Display
- Equipment Safety Management
- Ensure Problem Correction
- Intelligent Decision Data Support
- Instant Sales Data
- Link Consumer



Mobile + Web Report Viewing

DISPLAY DASHBOARD

Division North

Sales Channel 7-11

Store Type Sports Ground

Updated at 24:00

Total Fridges
8000

Total SKU
600

Total SKU Must Displayed
600

Units Sold This Month
6000 ↑ +1200 MoM

Units Sold Last Month
5000 ↓ -500 較上月

Next Month Projection
7000

Qualified Displays ?
600 ↑ +1200 Ytd

Unqualified Displays ?
600 ↑ +1200 Ytd

Qualified Displays Rate ?

2021-11-19



Freezer Distribution

SKU Must Displayed Distribution



Proportion of Sales

7 days

Division

Sales Channel



Displays Improvement Rate

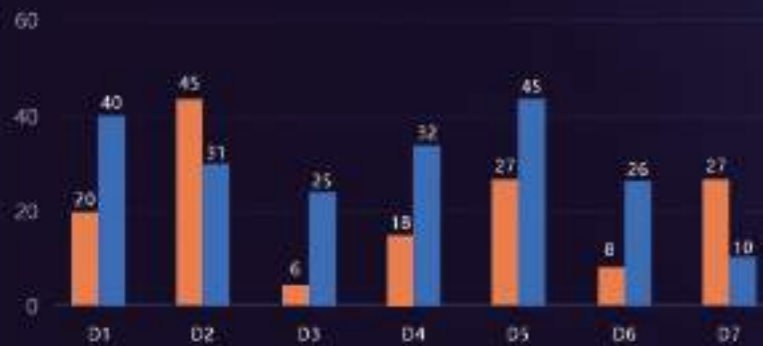
2021-11-19

Division

Sales Channel

Criteria

Unqualified Improved



In Use ?
7000

Out of Use ?
1000

Positioning Normal ?
1600

Positioning Offset ?
400

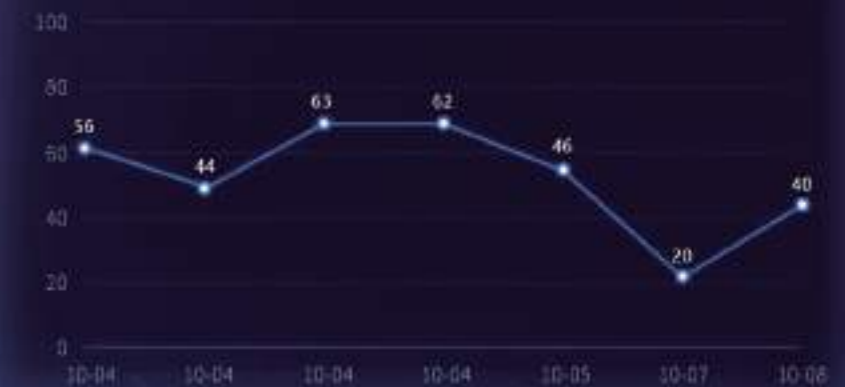
Trend of Sales

7 days

Past

Future Projection

Units Sold





- No Frost
- TROPICAL SPEC.
- ECA
- R290
- Dairy Safe
- MEPS 2020

Slim Bottle Fridge

Features

- No Frost Cooling System.
- Fan Assisted Cooling, Ensures Even Temperature Spread Inside of the Chiller and Quicker Pull Down Times
- Self Closing Door(S). Minimises Temperature Disturbance and Escape of Cold Air, Ultra Energy Saving
- Integral Lock(S) Fitted as Standard. Allows Cabinet Security when Needed
- Pressure Injected Foam Insulation. The Maximum Possible Insulation Ensures Lowest Possible Energy Wastage and Increases the Compressor's Lifespan

- Mechanical Temperature Controller
- Double-Glazed Glass Door(S) for Energy Efficiency and Maximum Visibility
- Fully Adjustable Shelves Every 11mm, Provides the Maximum Number of Merchandising Options, Irrespective of Differences in Pack Sizes
- Fitted Castors with Brake
- Full-Length LED Lights
- Auto Defrost with Self-Evaporating Drip Tray
- M1 Rated for Food / Dairy Storage
- ESA Approved

Options (Subject to Model)

- Energy Management System
- GPS / Remote Control / Infrared Sensors Available



MODEL	SC160	SC160A	SC335	SC335A
Description	SINGLE DOOR NO HEADER	SINGLE DOOR WITH HEADER	SINGLE DOOR NO HEADER	SINGLE DOOR WITH HEADER
Capacity				
Net Litres / CU.FT	160L / 5.6CU.FT	160L / 5.6CU.FT	335L / 11.83CU.FT	335L / 11.83CU.FT
Performance				
Temp. Range	0 to 22°C / 32 to 72°F	0 to 22°C / 32 to 72°F	0 to 22°C / 32 to 72°F	0 to 10°C / 32 to 50°F
Features				
Refrigerant	R600a	R600a	R600a	R600a
Temp. Control	Mechanical / Electronic	Mechanical / Electronic	Mechanical / Electronic	Mechanical / Electronic
Shelf	6 Shelves	6 Shelves	5 Shelves	5 Shelves
Dimensions				
H x W x D (Excl. Handle)	1775 H x 405 W x 435 D mm 69.9" H x 16" W x 17.1" D	1900 H x 405 W x 435 D mm 74.8" H x 16" W x 17.1" D	1950 H x 450 W x 610 D mm 76.8" H x 17.7" W x 24" D	1950 H x 450 W x 610 D mm 77" H x 17.7" W x 24" D
Nett Weight	52Kgs / 115Lbs	52Kgs / 115Lbs	80Kgs / 176.4Lbs	80Kgs / 176.4Lbs
Container Quantity 40'HQ	60	60	72	68

Approval: ETL, CETL, CE, CB, DOE 2017, ROHS, SAA, MEPS, GS, REACH, SVHC, POP, WEEE, PAHS, FSC, CCC

Upright Bottle Fridge



C5
SINGLE DOOR



C10
DOUBLE DOOR



C15
TRIPLE DOOR

MODEL	C5	C10	C15
Description	SINGLE DOOR	DOUBLE DOOR	TRIPLE DOOR
Capacity			
Net Litres / CU.FT	432L / 15.3CU.FT	942L / 33.3CU.FT	1442L / 50.9CU.FT
Performance			
Temp. Range	0 to 10°C / 32 to 50°F	0 to 10°C / 32 to 50°F	0 to 10°C / 32 to 50°F
Features			
Refrigerant	R600a	R290	R290
Temp. Control	Mechanical / Electronic	Mechanical / Electronic	Mechanical / Electronic
Shelf	4 Shelves	8 Shelves	12 Shelves
Dimensions			
H x W x D (Excl. Handle)	1998 H x 600 W x 716 D mm 78.7" H x 23.6" W x 28.1" D	1998 H x 1200 W x 716 D mm 78.7" H x 47.2" W x 28.1" D	1998 H x 1800 W x 716 D mm 78.7" H x 70.9" W x 28.1" D
Nett Weight	101Kgs / 222.7Lbs	170Kgs / 374.8Lbs	250Kgs / 551Lbs
Container Quantity 40'HQ	54	27	18

Approval **ETL** **CETL** **CE** **CB** **DOE 2017** **ROHS** **SAA** **MEPS** **GS** **REACH** **SVHC** **POP** **WEEE** **PAHS** **FSC** **CCC**



C5B
SINGLE DOOR WITH HEADER



C6A
SINGLE DOOR WITH HEADER



C10B
MEGA CAPACITY DOUBLE DOOR WITH HEADER

MODEL	C5B	C6A	C10B
Description	SINGLE DOOR WITH HEADER	SINGLE DOOR WITH HEADER	MEGA CAPACITY DOUBLE DOOR WITH HEADER
Capacity			
Net Litres / CU.FT	420L / 14.8CU.FT	525L / 18.5CU.FT	880L / 31.3CU.FT
Performance			
Temp. Range	0 to 10°C / 32 to 50°F	0 to 10°C / 32 to 50°F	0 to 10°C / 32 to 50°F
Features			
Refrigerant	R600a	R290/R600a	R290
Temp. Control	Mechanical / Electronic	Mechanical / Electronic	Mechanical / Electronic
Shelf	4 Shelves	4 Shelves	8 Shelves
Dimensions			
H x W x D (Excl. Handle)	1998 H x 600 W x 690 D mm 78.7" H x 28" W x 27.2" D	1998 H x 710 W x 690 D mm 78.7" H x 28" W x 27.2" D	1998 H x 1200 W x 690 D mm 78.7" H x 47.2" W x 27.2" D
Nett Weight	101Kgs / 222.7Lbs	116Kgs / 255.7Lbs	170Kgs / 374.8Lbs
Container Quantity 40'HQ	54	45	27

Approval **ETL** **CETL** **CE** **CB** **DOE 2017** **ROHS** **SAA** **MEPS** **GS** **REACH** **SVHC** **POP** **WEEE** **PAHS** **FSC** **CCC**

NEW



SC-372
SINGLE DOOR

NEW



SC-605
SINGLE DOOR

NEW



SC-700
SINGLE DOOR

MODEL	SC-372	SC-605	SC-700
Description	SINGLE DOOR	SINGLE DOOR	SINGLE DOOR
Capacity			
Net Litres / CU.FT	365L / 12.9CU.FT	603L / 21.3CU.FT	737L / 26CU.FT
Performance			
Temp. Range	0 to 10°C / 32 to 50°F	0 to 10°C / 32 to 50°F	0 to 10°C / 32 to 50°F
Features			
Refrigerant	R600a	R290	R290
Temp. Control	Electronic	Electronic	Electronic
Shelf	4 Shelves	6 Shelves	6 Shelves
Dimensions			
H x W x D (Excl. Handle)	1950 H x 610 W x 630 D mm 76.8" H x 24" W x 24.8" D	2137 H x 735 W x 719 D mm 84" H x 29" W x 28" D	2137 H x 885 W x 719 D mm 84" H x 35" W x 28" D
Nett Weight	71Kgs / 156Lbs	100Kgs / 220Lbs	132Kgs / 291Lbs
Container Quantity 40'HQ	51	45	36

Approval **ETL** **CETL** **CE** **CB** **DOE 2017** **ROHS** **SAA** **MEPS** **GS** **REACH** **SVHC** **POP** **WEEE** **PAHS** **FSC** **CCC**



SC-1200
DOUBLE DOOR



SC-1250
DOUBLE DOOR



SH-155
DUAL TEMPERATURE

MODEL	SC-1200	SC-1250	SH-155
Description	DOUBLE DOOR	DOUBLE DOOR	DUAL TEMPERATURE
Capacity			
Net Litres / CU.FT	1100L / 38.8CU.FT	1130L / 39.9CU.FT	155L / 5.5CU.FT
Performance			
Temp. Range	0 to 10°C / 32 to 50°F	0 to 10°C / 32 to 50°F	0 to 15°C / 32 to 59°F 30 to 37 °C / 86 to 98.6°F
Features			
Refrigerant	R290	R290	R290
Temp. Control	Electronic	Electronic	Electronic
Shelf	12 Shelves	12 Shelves	4 Shelves
Dimensions			
H x W x D (Excl. Handle)	2225 H x 1225 W x 719 D mm 88" H x 48" W x 28" D	2137 H x 1290 W x 719 D mm 84" H x 51" W x 28" D	1550 H x 420 W x 521 D mm 61" H x 16.5" W x 20.5" D
Nett Weight	200Kgs / 441Lbs	205Kgs / 452Lbs	205Kgs / 452Lbs
Container Quantity 40'HQ	18	18	100

Approval **ETL** **CETL** **CE** **CB** **DOE 2017** **ROHS** **SAA** **MEPS** **GS** **REACH** **SVHC** **POP** **WEEE** **PAHS** **FSC** **CCC**



4-Side-Glass Upright Display Chiller

Features

- No Frost Cooling System
- Fan Assisted Cooling, Ensures Even Temperature
- Double-Glazed Glass Door, Outer Low-e Glass, Safety and Low Energy Consumption
- Insulated Glass Panels on 4 Sides
- Inside 2 Full-Length LED Lights to Highlight Drinks
- Digital Control with Temperature Display
- Fully Adjustable Shelves Every 11mm
- Fitted Castors with Brake for Easy Moving
- Auto Defrost with Self-Evaporating Drip Tray
- Energy-Efficient, Compressor Circulates R290 Refrigerant
- White / Black Exterior Optional
- Revolving Shelf Optional



MODEL	SC-295	SC-325
Capacity		
Net Litres / CU.FT	295L / 10.4CU.FT	325L / 11.5CU.FT
Performance		
Temp. Range	2 to 8°C / 35.6°F to 46.4°F	2 to 8°C / 35.6°F to 46.4°F
Features		
Refrigerant	R290	R290
Temp. Control	Electronic	Electronic
Shelf	5 Shelves	5 Shelves
Dimensions		
H x W x D (Excl. Handle)	1960 H x 520 W x 484 D mm 77" H x 20.5" W x 19" D	2135 H x 465 W x 525 D mm 84.06" H x 18.32" W x 20.67" D
Nett Weight	89Kgs / 195.8Lbs	98Kgs / 215.6Lbs
Container Quantity 40'HQ	80	80

Approval ETL CETL CE CB DOE 2017 ROHS SAA MEPS GS REACH SVHC POP WEEE PAHS FSC CCC

Cassette System Refrigeration

Maintenance in Moments!

Options

- Cassette System
- Slide Out System
- Reversible Fan, Easy Maintenance
- Asset Tracking and Asset Inventory
- Monitor Temperature, Light, Door Open / Close and Movement
- ECA Approved

Super Energy Saving 80% Off

TROPICAL SPEC.

R290



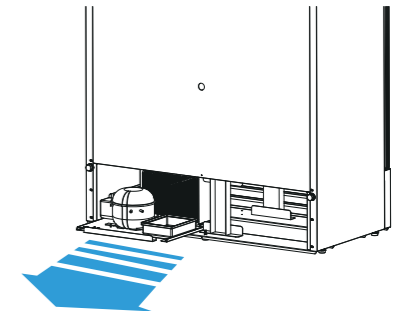
C10C



C350

C218 / C280

C320 / C480
SLIDING DOORS AVAILABLE



Slide-Out Condenser & Fan Easy Service



MODEL	C10C	C218A	C280	C320	C350	C480
Description	DOUBLE DOOR WITH HEADER	SINGLE DOOR NO HEADER	SINGLE DOOR NO HEADER	DOUBLE DOOR NO HEADER	SINGLE DOOR NO HEADER	DOUBLE DOOR NO HEADER
Capacity						
Net Litres / CU.FT	880L / 31.1CU.FT	218L / 7.7CU.FT	266L / 9.4CU.FT	320L / 11.36CU.FT	340L / 12CU.FT	480L / 17CU.FT
Performance						
Temp. Range	0 to 22°C / 32 to 72°F	0 to 10°C / 32 to 50°F	0 to 22°C / 32 to 72°F	0 to 22°C / 32 to 72°F	0 to 22°C / 32 to 72°F	0 - 22°C / 32 - 72°F
Features						
Refrigerant	R290	R600a	R600a	R600a / R290	R600a	R600a / R290
Temp. Control	Electronic	Mechanical	Electronic	Electronic	Electronic	Electronic
Shelf	10 Shelves	5 Shelves	4 Shelves	6 Shelves	5 Shelves	8 Shelves
Dimensions						
H x W x D (Excl. Handle)	2080 H x 1200 W x 690 D mm 81.9" H x 47.2" W x 27.2" D	1371 H x 580 W x 584 D mm 54" H x 23" W x 23" D	1569 H x 580 W x 584 D mm 62" H x 23" W x 23" D	1041 H x 1181 W x 584 D mm 41" H x 46.5" W x 23" D	1850 H x 580 W x 584 D mm 72.8" H x 22.8" W x 23" D	1371 H x 1181 W x 584 D mm 54" H x 46.5" W x 23" D
Nett Weight	170Kgs / 374.8Lbs	68Kgs / 150Lbs	87Kgs / 191.8Lbs	86Kgs / 189.6Lbs	80Kgs / 176.4Lbs	122Kgs / 267Lbs
Container Quantity 40' HQ	27	57	57	54	57	27

Approval

ETL CETL CE CB DOE 2017 ROHS SAA MEPS GS REACH SVHC POP WEEE PAHS FSC CCC

Fridge / Freezer Upright Display

Features

- No Frost Cooling System
- Aluminium Door Frame
- Great Storage Volume in a Smaller Footprint than the Equivalent Chest Freezer
- Aluminium Coated Alloy Interior
- Energy Efficient Led Illumination
- Fan Assisted Cooling
- Heated Doors
- Locks
- Digital Display
- Branding Available

Options

- Reversible Fan, Easy Maintenance
- Ems (Energy Management System)
- R290
- Rfid / Visual / Weight Vending System
- Asset Tracking and Asset Inventory
- Monitor Temperature, Light, Door Open / Close and Movement
- ECA Approved



MODEL	F5	F10	F15
Description	SINGLE DOOR	DOUBLE DOOR	TRIPLE DOOR
Capacity			
Net Litres / CU.FT	380L / 13.4CU.FT	810L / 28.6CU.FT	1406L / 49.7CU.FT
Performance			
Power Input Watts	700W	1300W	2000W
Temp. Range	-24°C to -16°C / -11.2 to 3.2°F	-24°C to -16°C / -11.2 to 3.2°F	-24°C to -16°C / -11.2 to 3.2°F
Features			
Refrigerant	R290	R290	R290
Temp. Control	Yes	Yes	Yes
Shelf	5 Shelves	10 Shelves	15 Shelves
Dimensions			
H x W x D (Excl. Handle)	1998 H x 600 W x 731 D mm 78.7" H x 23.6" W x 28.8" D	1998 H x 1200 W x 731 D mm 78.7" H x 47.2" W x 28.8" D	1998 H x 1880 W x 731 D mm 78.7" H x 74" W x 28.8" D
Nett Weight	133Kgs / 292.6Lbs	189Kgs / 415.8Lbs	189Kgs / 415.8Lbs
Container Quantity 40'HQ	54Pcs	27Pcs	18Pcs

Approval ETL CETL CE CB DOE 2017 ROHS SAA MEPS GS REACH SVHC POP WEEE PAHS FSC CCC



Features

- Digital Temperature Controller Display for Maximum Visibility and Reliability
- High Ambient Operating Temperature of Up to 43°C
- Choice of 304 Food Grade Stainless Steel Exterior or White Finish
- Adjustable Feet for Stability
- Easily Removable Adjustable Shelving
- Smooth Edge, Easy Grasp Handle
- Fully Reversible Door
- Integral Locks for Stock Security

Food Service Refrigerators



SS2
FREEZER

SS1-GD
GLASS DOOR FRIDGE

SS1 FRIDGE
SS2 FREEZER

TROPICAL
SPEC.

Built
In

R600a

MEPS
2020

Commercial

MODEL	SS1	SS2	SS1-GD
Description	CATERING FRIDGE	CATERING FREEZER	GLASS DOOR FRIDGE
Capacity			
Net Litres / CU.FT	145L / 5.4CU.FT	115L / 4.1CU.FT	145L / 5.4CU.FT
Performance			
Temp. Range	0°C to 10°C / 32 to 50°F	-24°C to -16°C / -11.2 to 3.2°F	0°C to 10°C / 32 to 50°F
Features			
Temp. Control Shelf	Electronic 3 Shelves	Electronic 3 Drawers	Electronic 3 Shelves
Dimensions			
H x W x D (Excl. Handle)	820 H x 595 W x 595 D mm 32.3" H x 23.4" W x 23.4" D	820 H x 595 W x 595 D mm 32.3" H x 23.4" W x 23.4" D	820 H x 595 W x 595 D mm 32.3" H x 23.4" W x 23.4" D
Nett Weight	38Kgs / 83.8Lbs	39Kgs / 86Lbs	38Kgs / 83.8Lbs
Container Quantity 40'HQ	162	162	162

Approval

ETL CETL CE CB DOE 2017 ROHS SAA MEPS GS REACH SVHC POP WEEE PAHS FSC CCC

Vaccine Medical Refrigerator

Features

- Built to Meet Centers for Disease Control and Prevention (CDC) Recommendations
- Fully Compliant with Quality Care Pharmacy Program (QCPP) Cold Chain Standards
- Temperature Keeps from 2 to 8°C / 35.6 to 46.4°F Accurate and Even
- Electronic Controller with Temperature Display
- High Temp. / Low Temp. Alarm, Auditory and Visual Alarm
- Highest / Lowest Temperature Recording System
- Shelving Suitable for Small Vaccine Bottles
- Integral Lock
- LED Illumination
- Fully Adjustable Shelves

Options (Subject to Model)

- Temperature Logger
- Fail Safe Monitoring by External Sensor Connection
- DC Power Supplied Alarm System
- Power Failure Alarm
- Mobile APP Alarm



MODEL	V46	V70	V110 / V110-SD
Description	TABLE TOP	TABLE TOP	SOLID DOOR OPTIONAL
Capacity			
Net Litres / CU.FT	48L / 1.36CU.FT	70L / 2.4CU.FT	145L / 5.1CU.FT
Performance			
Temp. Range	2 to 8°C / 35.6 to 46.4°F	2 to 8°C / 35.6 to 46.4°F	2 to 8°C / 35.6 to 46.4°F
Features			
Climate Type	N-T	N-T	N-T
Refrigerant	R600a	R600a	R600a
Door	Glass Door	Glass Door	Glass Door / Solid Door
Lock	Option	Option	Option
Handle	Option	Option	Option
Temp. Control	Electronic	Electronic	Electronic
Light	Option	Yes	Yes
Shelf	1 Shelves	3 Shelves	3 Shelves
Dimensions			
H x W x D (Excl. Handle)	543 H x 430 W x 475 D mm 21.4" H x 16.9" W x 18.7" D	723 H x 430 W x 475 D mm 28.5" H x 16.9" W x 18.7" D	820 H x 595 W x 595 D mm 32.3" H x 23.4" W x 23.4" D
Nett Weight	20.5Kgs / 45.1Lbs	26Kgs / 57.3Lbs	38Kgs / 83.8Lbs
Container Quantity 40'HQ	573	415	162

Approval **ETL CETL CE CB DOE 2017 ROHS SAA MEPS GS REACH SVHC POP WEEE PAHS FSC CCC**



MODEL	V280	V350
Capacity		
Net Litres / CU.FT	266L / 9.4CU.FT	340L / 12.0CU.FT
Performance		
Temp. Range	2 to 8°C / 35.6 to 46.4°F	2 to 8°C / 35.6 to 46.4°F
Features		
Climate Type	N-T	N-T
Refrigerant	R600a	R600a
Door	Glass Door	Glass Door
Lock	Option	Option
Handle	Option	Option
Temp. Control	Electronic	Electronic
Light	Yes	Yes
Shelf	6 Shelves	6 Shelves
Dimensions		
H x W x D (Excl. Handle)	1600 H x 580 W x 584 D mm 63" H x 22.8" W x 23" D	1881 H x 580 W x 584 D mm 74.1" H x 22.8" W x 23" D
Nett Weight	72Kgs / 158.7Lbs	89Kgs / 196.2Lbs
Container Quantity 40'HQ	57	57

Approval **ETL CETL CE CB DOE 2017 ROHS SAA MEPS GS REACH SVHC POP WEEE PAHS FSC CCC**



MODEL	V600	V1000
Description	SINGLE DOOR	DOUBLE DOOR
Capacity		
Net Litres / CU.FT	525L / 18.6CU.FT	960L / 33.9CU.FT
Performance		
Temp. Range	2 to 8°C / 35.6 to 46.4°F	2 to 8°C / 35.6 to 46.4°F
Features		
Climate Type	N-T	N-T
Refrigerant	R600a	R290
Door	Glass Door	Glass Door
Lock	Option	Option
Handle	Option	Option
Temp. Control	Electronic	Electronic
Light	Yes	Yes
Shelf	4 Shelves	8 Shelves
Dimensions		
H x W x D (Excl. Handle)	1998 H x 710 W x 716 D mm 78.7" H x 28" W x 27.2" D	1998 H x 1200 W x 716 D mm 78.7" H x 47.2" W x 27.2" D
Nett Weight	101Kgs / 222.7Lbs	170Kgs / 374.8Lbs
Container Quantity 40'HQ	45	27

Approval **ETL CETL CE CB DOE 2017 ROHS SAA MEPS GS REACH SVHC POP WEEE PAHS FSC CCC**